

**Prepared for Review of the
vConferenceOnline.com platform**

Demonstration Images

vConferenceOnline.com

Virtual Event, Webcast, eLearning and Video
Delivery Environment

Contact information:

Stephen Wynkoop, Bits on the Wire, Inc.

+1 520-760-2400

Skype: swynkoop

Email: swynk@bitsonthewire.com




Please note:

These are samples only, and are fully-customizable for your content.

Headers, features, content, graphics, embedded video welcomes... all part of the system.

Public Event
Information and
Registration Pages



vConferenceOnline Demonstration Platform



Home



Help & Test



Sessions



Speakers



Sponsors

Register Now!

vConferenceOnline Demo Platform

VIEW ONDEMAND

Live Support

Powerful Virtual Event Platform

Welcome to the Virtual Conference demo site for Bits on the Wire and vConferenceOnline. This powerful virtual platform is a great alternative to expensive in-person events that require your attendees to travel and lose productive time. This demo will show you the power of the vConferenceOnline virtual event platform utilizing the latest technology to create, produce and host a full featured virtual conference.

Benefits of vConferenceOnline Platform

The vConferenceOnline platform provides:

- » Easy website navigation for attendees
- » Full integration with High Definition video
- » Full exhibition hall capabilities
- » Online support provided before, during and after an event
- » Social networking features to help attendees be fully-engaged
- » Full registration site for each event
- » Integrated chat during event and during each session
- » Integrated chat for booth personnel
- » Dedicated, responsive team devoted to making your event a success

Online events are quickly becoming essential tools for companies and organizations interested in reaching customers, prospects and partners. The ability to reach out and immediately interact with key customers and partners or

Sponsors



ACME, Inc.



Landing
Page
Example

Conference Online Demonstration Platform



Home



Help & Test



Sessions



Speakers



Sponsors

[Register Now!](#)

Session Schedule

All times are Pacific Time [Printable Schedule](#) || Times and presenters are subject to change.

Day 1 || Day 2

Time	Title	Speaker	Room
4/23/2012 1:30 PM -to- 2:30 PM	Using XML to Query Execution Plans SQL Server stores its execution plans as XML in dynamic management views. The execution plans are a gold mine of information. From the whether or not the execution plan will rely on parallelism to what columns are requiring a key lookup after a non-clustered index seek. Through a the use of XML this information can be available at your finger tips to help determine the value and impact of an index and guide you in improving the performance of your SQL Server databases.	Jason Strate	2
4/23/2012 1:30 PM -to- 2:30 PM	Introduction to Data Warehousing In this session you will learn how to plan for a Data Warehousing project. Why you need one, what the key steps are to developing one and designing a plan to have a successful project will all be discussed. You will learn conceptually how you can leverage the Microsoft BI Stack to design and implement a Data Warehouse. This session will focus more on the concepts of development rather than demonstrating the development itself.	Devin Knight	3
4/23/2012 2:30 PM -to- 3:30 PM	SQL Server Clustering 101 In this session we will cover the basics and delve into the advanced techniques which can be used to cluster Windows servers using the Windows Cluster Service, what sort of protection this provides you, and how to properly set up your clusters for a rock solid environment which will last you for many years to come. We will start with planning our cluster configuration, selecting our software, and walk through the process of clustering two servers together into an active passive cluster. We will cover the differences between a standalone machine and clusters with regard to licensing and multiple instance configurations.	Denny Cherry	1

Session Listing and Schedule

Conference Online Demonstration Platform



Home



Help & Test



Sessions



Speakers



Sponsors

Register Now!

Sponsors



Bits on the Wire is a team of technology professionals that work daily building and supporting both online and offline efforts. From building sites to creating and running some of the most trafficed sites on the web, we have experience building out the infrastructure and systems to support your business.

Uniquely qualified to work with your requirements, our team includes a Microsoft SQL Server MVP (Stephen Wynkoop, our founder) and technologists that work in the .NET, ASP, VB, SQL Server and other technology areas.

We know how to work with systems to address flash crowds, how to build e-commerce systems, how to work with databases as an integral part of your web site and business vision. We'll help you understand and use business tools that let you interactively test and report on variations to find out what works best for your audience. We'll help you understand the options for marketing, for search engine optimization, for truly interacting with and serving your customers.

Find out today what the difference can be working with true professionals with real experience building very strong web sites.

Lorem ipsum dolor sit amet, consectetur adipiscing elit. Pellentesque luctus orci quis eros tincidunt eget vestibulum lectus sagittis. Curabitur mollis eleifend urna, nec eleifend orci convallis vitae. In hac habitasse platea dictumst. Nam a justo felis, id pellentesque odio. Cras facilisis sem at dui



Sponsor Listing

Event Registration

Select Registration Options

Each item has its current rate with discounts below the description. Select the items you want below.

Fall 2012 SSWUG VC Registration

- Tuesday, October 02, 2012 - Thursday, October 04, 2012
- Standard Rate: \$159.00
- **Member Registration Discount: \$30.00**
- Your Price: \$129.00

High Definition DVD

- Get an additional copy of the video presentations and other materials on DVD for later viewing. \$169.00

Download Pass for Sessions

- In addition to viewing online, enable downloads of the video files to your local system. \$99.00

Registration Total: \$0.00

Have a VIP Code?

Update your registration NOW!

VIP Code:

Please Confirm Your Information

Member ID: 13750

Email: swynk@bitsonthewire.com

First Name:

Last Name:

Phone:

Address Line 1:

Address Line 2:

Postal Code:

City:

State:

Country:

Company:

Title/Position:

Industry:

Name on Card:

Card Number:

Email CC for Receipt:

Note: no dashes or spaces

We'll email a copy of the receipt to this address.

Card Security Code:

Expiration Date:


[\[What's This?\]](#)



Registration Page
You can offer paid and free registrations, plus cross-sell of DVDs and other elements. You can also accept VIP codes (coupon codes) for discounts.

Additional questions (optional and required response) can also be customized on the form.

Event Page Examples



Welcome to vConferenceOnline Demo Conference
Sponsored by Bits on the Wire
Edista Testing Institute

vCONFERENCEON
LINE DEMO
CONFERENCE
CONVENTION
CENTER

SESSIONS

EXHIBIT
HALL

HELP DESK



Sample Event Lobby



[Conference Lobby](#)

[Exhibition Hall](#)

[Sessions Lobby](#)

[On Demand Video](#)

[Help Center](#)



EXHIBITION HALL

SESSIONS

[CLICK HERE FOR SESSIONS](#)

[HELP CENTER](#)

SSWUG Expo Event: SQL Server Disaster Prevention and Recovery

[Conference Lobby](#) | [Exhibition Hall](#) | [Sessions Lobby](#) | [On Demand Video](#) | [Help Center](#)

[Chat](#) | [Follow Us on Twitter](#)

©1997-2012, Bits on the Wire, Inc. Some names and products covered by vConferenceOnline are the registered trademarks of their respective owners.

Powered by vConferenceOnline

PENN STATE ONLINE VIDEO LEARNING SYSTEM

SESSIONS **EXHIBIT HALL** **HELP DESK**



ON DEMAND VIDEO

Transcript | Slides | Sessions Survey | Video Help

Introduction to Data Warehousing Devin Knight



00:01:23 | 00:50:00

ApexSQL Log 2008-Best of Class Transaction Log Reading Tool www.apexsql.com

Conference Lobby | Exhibition Hall | Sessions Lobby

```
ISNULL(Target_TransactionID)
ProductID != Target_ProductID || Target_ReferenceOrderID != Ref...
```

Duplicate

OK Cancel

StartDate	1/1/2007	2/18/2007
EndDate	2/18/2007	NULL

Type 2

DimCustomer Table	
CustomerID	5000017302
LastName	Harris
FirstName	Miles
AddressLine1	123 Main St.
ZipCode	54276

Update

- Requires surrogate keys
- Tracks row history

SSWUG


Sample Session Room Note full size, full video with PowerPoint, Computer Sharing and Other visuals –

Think “Television” HD video, full-screen support, etc.

Can also include handouts, slides, scripts, PDFs, other materials for students and attendees.



EXHIBITION HALL



Expo
Hall
Entry
With customizable
treatments, layout,
sizing that supports
very large exhibit
halls.

The screenshot shows a virtual exhibit booth interface. At the top, there are navigation tabs: 'Conference Lobby', 'Exhibition Hall', 'Sessions Lobby', 'On Demand Video', and 'Help Center'. To the right of these tabs are social media icons for Facebook, Twitter, and LinkedIn, along with a purple icon representing a group of people. The main header of the booth is 'EXHIBITION HALL'. Below this, a chat window displays a message from 'Sam Brace' asking 'Do you enjoy learning new techniques via Video Tutorials?' and a 'CHAT WITH US' button with a double arrow icon. On the left side, there is a vertical menu with the 'bits on the wire' logo and the tagline 'innovations in content delivery'. The menu items are: 'Booth Welcome' (highlighted in orange), 'Videos', 'Presentations', 'Documents', and 'Ask a Question'. The main content area is titled 'Bits on the Wire' with a green checkmark icon. It contains a welcome message: 'Welcome to the Community Sponsor booth for the vConferenceOnline Demo Platform. If you sign up as a Community Sponsor for any vConferenceOnline event you will be entitled to the following booth Assets.' Below this is a bulleted list of assets: 20 Electronic Assets, datasheets, PDF's, white papers, etc.; Three walk on videos; Five session sponsors; Logo & Link on registration page; Exhibit booth – 10 booth admins; Three 30 minute presentations and three 10 minute post-event presentations; ALL leads from the event; and 20 free conference passes. At the bottom center of the booth, there is a video feed of a woman in an orange polo shirt.

Exhibit Booth – supports many options, downloads, features and customization.



Backgrounds, logos, colors, chat bots, walk-ons, videos, asset downloads, real-time attendee-in-booth reporting, chat, customization of buttons... and much more

LIVE BOOTH REPORT Total Unique Attendee Visits: 27 Total Registrations for Event: 45

[Download Booth Report](#) [Download Session Report](#) [Download Registration Report](#) [View Chat Logs For Booth](#) [Manage Booth Admins](#) [Booth History Report](#)
[Show/Hide Booth](#)

All Excel reports exclude event staff. Reports may take up to 3 minutes to generate based on volume.

Current Attendees in your Booth:

First Name	Last Name	Email	Phone	Company	Title	Notes	Chat Req
Stephen	Wynkoop	swynk@bitsonthewire.com	520-760-2400	Bits on the Wire	CEO	 (1)	

[Conference Lobby](#) | [Exhibition Hall](#) | [Sessions Lobby](#) | [On Demand Video](#) | [Help Center](#)

[Chat](#) | [My Favorites](#) | [Follow Us on Twitter](#)

©1997-2012, Bits on the Wire, Inc. Some names and products covered by vConferenceOnline are the registered trademarks of their respective owners.

Powered by  vConferenceOnline

In-Booth Reporting for Vendors
Reports update in real-time

ON DEMAND VIDEO

Each session is available 0 hours after the original broadcast of the session until Tuesday, April 23, 2013



Title	Speaker
Using XML to Query Execution Plans	Jason Strate
<p>SQL Server stores its execution plans as XML in dynamic management views. The execution plans are a gold mine of information. From the whether or not the execution plan will rely on parallelism to what columns are requiring a key lookup after a non-clustered index seek. Through the use of XML this information can be available at your finger tips to help determine the value and impact of an index and guide you in improving the performance of your SQL Server databases.</p>	
Introduction to Data Warehousing	Devin Knight
<p>In this session you will learn how to plan for a Data Warehousing project. Why you need one, what the key steps are to developing one and designing a plan to have a successful project will all be discussed. You will learn conceptually how you can leverage the Microsoft BI Stack to design and implement a Data Warehouse. This session will focus more on the concepts of development rather than demonstrating the development itself.</p>	
SQL Server Clustering 101	Denny Cherry
<p>In this session we will cover the basics and delve into the advanced techniques which can be used to cluster Windows servers using the Windows Cluster Service, what sort of protection this provides you, and how to properly set up your clusters for a rock solid environment which will last you for many years to come. We will start with planning our cluster configuration, selecting our software, and walk through the process of clustering two servers together into an active passive cluster. We will cover the differences between a standalone machine and clusters with regard to licensing and multiple instance configurations.</p>	
Getting To Know Your Indexes	Jason Strate
<p>Without proper indexing SQL Server can be hard pressed to create efficient and performant execution plans. Dynamic Management Views (DMV) and system views provide a slew of information about indexes that can be used to analyze indexes within SQL Server. In this session we'll go under the hood of SQL Server to look at DMVs and system views to know what indexes you have, should have, and how they feel about the way</p>	

Sessions go to on-demand status based on your configuration.

HELP CENTER



Help Desk & FAQ



Downloads

Welcome to the Customer Care Center!

Find everything you need to simplify and streamline your conference experience right here...

Help Desk and FAQ

Get all of your help questions answered here.

Attendance Transcript


Printable version of all sessions attended.

Session Downloads

Get any of the available downloadable materials for this session.

Poll Results


View all Poll results for the Event.



Help Center

Also included – live one-on-one chat with the event team for assistance.

VME
The Virtual Manager
for Events





Event: 08/26/12 - vConferenceOnline Demo Platform

[Go to Event](#)[Overview](#) | [Core Information](#) | [Information and Registration](#) | [Speakers](#) | [Sessions](#) | [Exhibitors](#) | [Import](#)

HOW TO USE THE VME

Select an **Event** from the event drop down and click "Go to Event" to begin.

Choose a **Section** and begin adding information. You can start with any section based on the content that you have ready for submission.

Questions about each area are usually answered in the left help column. Feel free to contact us for more information!

EVENT CONTENT SUBMISSION

vConferenceOnline Demo Platform 8/26/2012 12:00:00 AM

Here's a quick summary of what has been submitted so far for this event.

Information and Registration **Minimums Met**

Sessions 13 sessions created for event

Speakers 10 speakers assigned to event

Exhibitors 5 exhibitors created for event

Preview Registration

[Open Registration Site](#)

Event Reporting

[Review Reporting for this event.](#)

[Review Reporting for all of your events.](#)

Submission Activity Log

There has been no activity on this event yet.

Start Page

Shows overall status of your event, provides a starting point and direct links to administrative reporting



Event: 08/26/12 - vConferenceOnline Demo Platform

[Overview](#) | [Core Information](#) | [Information and Registration](#) | [Speakers](#) | [Sessions](#) | [Exhibitors](#) | [Import](#)

CORE SETTINGS HELP

Title is the public title for your event. Changing this will update your event pages as well as any email campaigns for this event. Be sure to update any custom event text with the new title if you change this.

Time Zone and **Live Date** are locked but visible. Contact your project representative to update.

Adjust Schedule to Local Time Zone Enabling this will update the session times on the client's machine to their local time zone.

CORE SETTINGS

Title:**Live Date:****Time Zone of Session Times:****Adjust Schedule to Local Time Zone:**

Core Settings

First things first – the date, time, time zone and time zone adjustment settings

INFORMATION AND REGISTRATION HELP

Host Logo will appear in the top left of the registration site as well as the internal event. Maximum dimensions for this logo are 200x60 pixels. **Logo Link** is the URL that you want associated with the image.

Registration Banner is the event banner used on the registration site. The mandatory width for this banner is **1000px**. The height has no limit but keep page usability in mind.

Webinar Sponsor Image/URL will be present on the registration site of a webinar if provided. Maximum width for this image is 250px.

Event Info is the information that will appear on the home page of the registration site. Basic HTML formatting is already in place for a new event. Advanced users can input full custom HTML if desired. For formatting guidelines please contact your project manager.

INFORMATION AND REGISTRATION

Host Logo:

No file chosen
botw_sponsor.png

Host Logo Link:

Host logo will be presented on a white background, this preview is an accurate depiction.



Remove Logo

Registration Banner:

No file chosen
header5.jpg



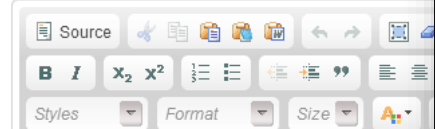
Remove Banner

Webinar Sponsor Image:

No file chosen

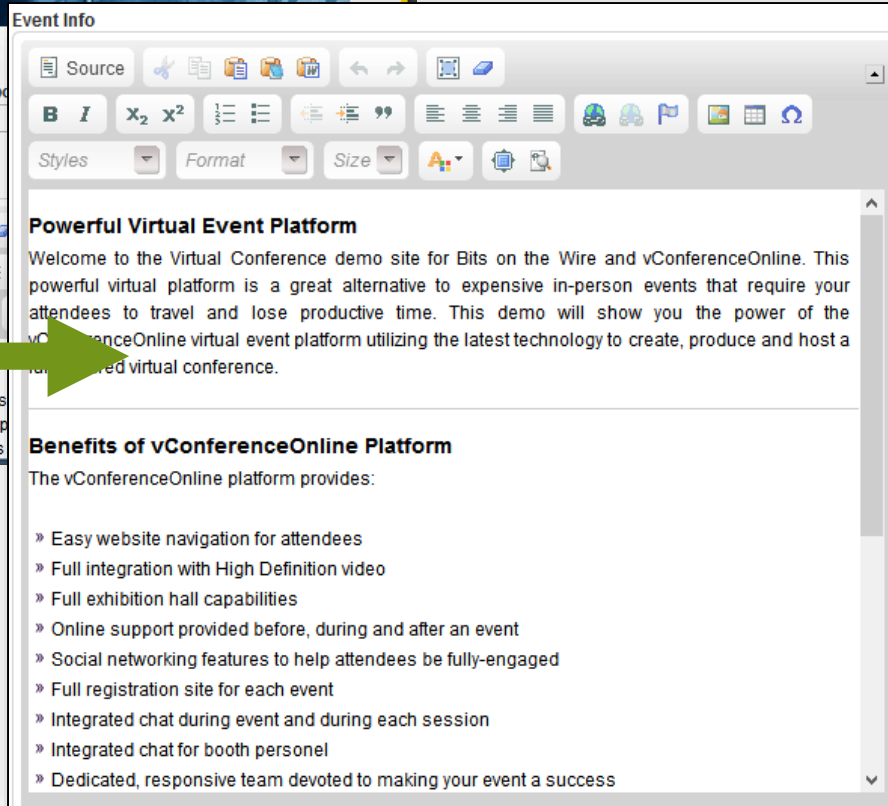
Webinar Sp

Event Info



Powerful Virtual Event Platform

Welcome to the Virtual Conference demo site for Bits on the Wire and vConferenceOnline. This powerful virtual platform is a great alternative to expensive in-person events that require your attendees to travel and lose productive time. This demo will show you the power of the vConferenceOnline virtual event platform utilizing the latest technology to create, produce and host a dedicated virtual conference.



Event Info

Powerful Virtual Event Platform

Welcome to the Virtual Conference demo site for Bits on the Wire and vConferenceOnline. This powerful virtual platform is a great alternative to expensive in-person events that require your attendees to travel and lose productive time. This demo will show you the power of the vConferenceOnline virtual event platform utilizing the latest technology to create, produce and host a dedicated virtual conference.

Benefits of vConferenceOnline Platform

The vConferenceOnline platform provides:

- » Easy website navigation for attendees
- » Full integration with High Definition video
- » Full exhibition hall capabilities
- » Online support provided before, during and after an event
- » Social networking features to help attendees be fully-engaged
- » Full registration site for each event
- » Integrated chat during event and during each session
- » Integrated chat for booth personnel
- » Dedicated, responsive team devoted to making your event a success

Info/Reg

Logos, banners and the editor to enter and manage the page information using the editor



Event: 08/26/12 - vConferenceOnline Demo Platform Go to Event

Overview | Core Information | Information and Registration | **Speakers** | Sessions | Exhibitors | Import

SPEAKERS HELP

OVERVIEW: In this section you can Add and Edit your event speakers as well as other speakers that have been in an event for you. Select **EDIT** to change the information of a speaker in this event or any other event you have created.

This Event's Speaker(s) is the current list of speakers that you have assigned to a session in this event. If you have added speakers for this event but have not assigned them to a session in the session tool, they will appear in the right table.

Your Remaining Master Speaker(s) List is the list of speakers you have that have not been assigned to a session for this event. You can edit them in this table even if they are still unassigned to an event. Deleting them will remove them from your list of speakers.

MANAGE SPEAKERS

Use this area to manage information about any of your speakers. To assign a speaker to a session, add them via the **session** section under edit or new session.

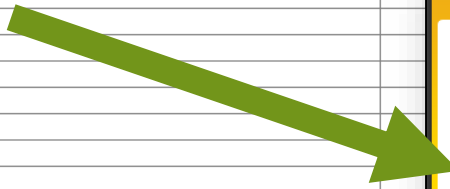
NEW SPEAKER >>

This Event's Speaker(s)

Name	sort	Edit
Nick Cheever		edit
Denny Cherry		
Adam Jorgensen		
Kevin Kline		
Devin Knight		
Brian Knight		
Paul Nielsen		
Jason Strate		
Nick Thompson		
Stephen Wynkoop		

Your Remaining Master Speaker(s) List

Name	Edit
Murtaza Abdeali	edit
Fiona Charles	edit



SPEAKERS - EDIT

[Return to Speaker Menu](#)

First Name:

Kevin

Last Name:

Kline

E-mail:

Kevin.Kline@quest.com

Email Public:

Picture:

No file chosen

Kevin.jpg



Sort:

Source

B I x_2 x^2

Styles Format Size

Kevin Kline is a renowned database expert and software industry veteran. A long-time Microsoft SQL Server MVP and noted leader in the IT industry, Kevin is a founder and former president of **PASS** and the author of popular IT books like **SQL in a Nutshell**. Kevin is a top-rated speaker at industry trade shows worldwide. He tweets at [@kekline](#) and blogs at <http://KevinEKline.com>.

Speaker Management

Current speakers and past speakers to re-reference/use

SESSIONS HELP

OVERVIEW: In this section you can Add and Edit your event sessions. Select **EDIT** to change the information of a session in this event. Sessions are listed by their start time.

New Session: Click this link above the session listing to create a new session.

SESSIONS

NEW SESSION >>

[Submit Session Slides and Videos](#)

[File Submission Deliverables Report](#)

Title	Speaker	Edit	Delete
Storage For the DBA	Denny Cherry	edit	[Delete]
Getting To Know Your Indexes	Jason Strate	edit	[Delete]
Introduction to SSIS Part 1	Devin Knight	edit	[Delete]
The EAV Pattern by Example	Paul Nielsen	edit	[Delete]
Using XML to Query Execution Plans	Jason Strate	edit	[Delete]
Introduction to Data Warehousing	Devin Knight	edit	[Delete]
SQL Server Clustering 101	Denny Cherry	edit	[Delete]
Temporal Database Designs	Paul Nielsen	edit	[Delete]
Data Cleansing with SSIS	Brian Knight	edit	[Delete]
Common MDX Calculations and their Solutions	Adam Jorgensen	edit	[Delete]
TRIVIAL!	Stephen Wynkoop	edit	[Delete]
Operational Excellence for DBAs, Part 2: Automation	Kevin Kline	edit	[Delete]
Operational Excellence for DBAs, Part 1: Performance	Kevin Kline	edit	[Delete]

SESSION EDIT HELP

Title has a 100 character limit

Speakers are listed from the speakers you have added in the speaker admin. Speakers selected for a session will show up in the speaker admin under "This Event's Speaker(s)"

Session Sponsor is available for events with an exhibition hall. Assigning a sponsor will add their logo to the session description and give them access to a leads report for the session. This list is populated from the Exhibitor Admin.

Start/Stop Times Should be entered respectively to the same time zone of the event which is located in the Core Information.

Description can have html formatting in it if desired.

Hide on Session List will exclude this session from appearing on the registration sites session list but will still appear on the event's session boards. This is useful for items that are used for timing like breaks or intermissions that don't need to be listed.

Hide Stop Time will keep the stop time appearing on the registration sites session list but will still appear on the event's session boards. This is useful for items that are used at the end of a track, like "Event Closes".

SESSION EDIT

[Return to Session Listing](#)

Title:

Storage For the DBA

Speaker 1:

Denny Cherry

Speaker 2:

Nick Cheever

Speaker 3:

Enter Speaker Name

Speaker 4:

Enter Speaker Name

Session Sponsor:

WOWSER

Section:

Room 1

Start Time: (mm/dd/yyyy HH:MM:SS AM/PM)

8/26/2012 8:00:00 AM

Stop Time: (mm/dd/yyyy HH:MM:SS AM/PM)

8/26/2012 9:00:00 AM

Description:

One of the biggest issues in database performance is around storage. It's also one of the hardest places to troubleshoot performance issues because storage engineers and database administrators often do not speak the same language. In this session, we'll be looking at storage from both the database and storage perspectives. We'll be digging into LUNs, HBAs, the fabric, as well as RAID Groups. In addition to theory, we'll be looking at an actual EMC SAN so that we can

Session
Management
Setup, upload
materials and see what's
outstanding and still
needed for sessions



Event: 08/26/12 - vConferenceOnline Demo Platform

Overview Core Information Information and Registration Speakers Sessions Exhibitors Import

EXHIBITOR HELP

Overview: In the Exhibitor Section you will be able to submit Exhibitor Sponsor information and Event Booth materials. Client admins can create a new Exhibitor by clicking "Add new Exhibitor". All users can edit an existing exhibitor by clicking "edit".

Sections will let you specify the individual navigation buttons in a booth. Within each Section the items specified for the section will be listed as well as an overview description of the section if specified.

Items will be the area for adding PDFs, Videos, and external URLs that relate to their parent section.

EXHIBITORS

NEW EXHIBITOR >>

Name	Items	Sections	Preview	Admins	Edit	Delete
GO! Solutions	view	view	preview	admins	edit	[Delete]
Widgets	view	view	preview	admins	edit	[Delete]
WOWSER	view	view	preview	admins	edit	[Delete]
ACME, Inc.	view	view	preview			
Bits on the wire	view	view	preview			

EXHIBITORS - EDIT

Copy from a Previous Event Booth: (optional)
To copy a previous booth simply select the booth from below and click "Copy Booth". We'll load the info from the previous booth in and let you edit before saving. Upon saving this will also add all items and sections into this booth.

Enter Exhibitor Name: [dropdown] Copy Booth

Exhibitor Name:
GO! Solutions

URL:
[input field]

Contact Us URL for post event attendee inquiries:
[input field]

Sponsor Level:
Level 4

BackGround Type:
D

Sponsor Image:
Choose File No file chosen
go_session.png



Remove Sponsor Image

No Chat:

Enable Chat Bot:

Sponsor Page Description:

[Rich text editor toolbar]

EXHIBITORS - ITEMS

FILENAME/URL	URL	Section	Edit	Delete	Order
Best Practices	/boothmaterials/go_demo.pdf	Documents	edit	[Delete]	0
Virtual Events	/boothmaterials/go_demo.pdf	Documents	edit	[Delete]	0
Sponsor Best	/boothmaterials/go_demo.pdf	Presentations	edit	[Delete]	0

EXHIBITORS - SECTIONS

Name	Sort	Edit	Delete
Videos	1	edit	[Delete]
Presentations	2	edit	[Delete]
Documents	3	edit	[Delete]

New/Edit Section

Section Name:
[input field]

Section Text (Optional):

[Rich text editor toolbar with Source, Bold, Italic, Underline, Bulleted List, Numbered List, Indent, Outdent, Link, Unlink, Undo, Redo, Styles, Format, Size, Color, Background Color, Image, Table, Table of Contents, Print, Help icons]

IMPORT ATTENDEES

Upload Excel File No file chosen

All Columns must exist and match the exact name provided below. Failure to have these will result in an incomplete upload. Currently we only accept "XLS" file formats


[Blank Template](#) (If using the template, make sure to save the template locally first before editing)

Field	Description	Required	Field Type/Length
emailaddress	User's email. Improper formatting will result in a decline	Yes	varchar(50)
userpass	User's Password	Yes	varchar(50)
amount	Amount User paid for registration. Free events can use '0.00'.	Yes	numeric(18, 2)
pnref	Unique Transaction code that can be referenced by vConferenceOnline.com for payment disputes from users.	Yes	varchar(20)
company	User's Company. Should be provided for reporting purposes but not mandatory	No	varchar(100)
firstname	User's First Name	Yes	varchar(50)
lastname	User's Last Name	Yes	varchar(50)
address_1	User's First line of Address information	Yes	varchar(100)
address_2	User's Second line of Address information	No	varchar(100)
city	User's City	Yes	varchar(50)
state	User's State	Yes	varchar(50)
zip	User's Zip Code	Yes	varchar(50)
phonenumber	User's Phone Number	Yes	varchar(50)
mbrtitle	User's Job Title	No	varchar(50)
country	User's Country	No	varchar(50)

Import Attendees

Bring in attendees from your own pages, your memberships or other sources

Core Reporting



[Registration Site](#)
[Submit Event Materials](#)
[Submit Session Materials](#)
[Conference Site](#)(Functionality varies)
[Speaker Logins](#)
[Registration Report](#)
[Vendor Booth Reports](#)
[Sponsored Session Reports](#)

[Session Room Chat Logs](#)

vConferenceOnline Demo Platform

8/26/2012 12:00:00 AM Pacific Time Sponsored by vConferenceOnline

Status: Event in On Demand **ODPeriod:** 363 days **Exhibitors:** 5 **Sessions:** 13
Registration API: Disabled **Audio Chat:** Enabled **Twitter Tag:** NBA **Giveaways:** Disabled
Favorites: Enabled **Team Features:** 1 Teams **Event Messages/Polls:** 22 **Session Watch:** Enabled

Vendor Reporting Link:

Live Event Summary [Update Live Information](#)

Total Attendees:13/17

Session Title	OnDemand Unique Views	Total Unique Views	Status
Storage For the DBA	137	257	On Demand
Getting To Know Your Indexes	113	229	On Demand
Introduction to SSIS Part 1	78	163	On Demand
The EAV Pattern by Example	29	121	On Demand
Using XML to Query Execution Plans	93	198	On Demand
Introduction to Data Warehousing	106	211	On Demand
SQL Server Clustering 101	66	172	On Demand
Temporal Database Designs	40	94	On Demand
Data Cleansing with SSIS	87	183	On Demand
Common MDX Calculations and their Solutions	42	96	On Demand
TRIVIA!	1	1	On Demand
Operational Excellence for DBAs, Part 2: Automation	63	167	On Demand
Operational Excellence for DBAs, Part 1: Setup and Configuration	63	172	On Demand

Exhibitor Booth	Visits
Bits on the Wire	27
WOWSER	15
Widgets	14
ACME, Inc.	11
GO! Solutions	10

Admin Reporting
 Home
 Reports, downloads, event
 status

Registration Counts

Start Date:

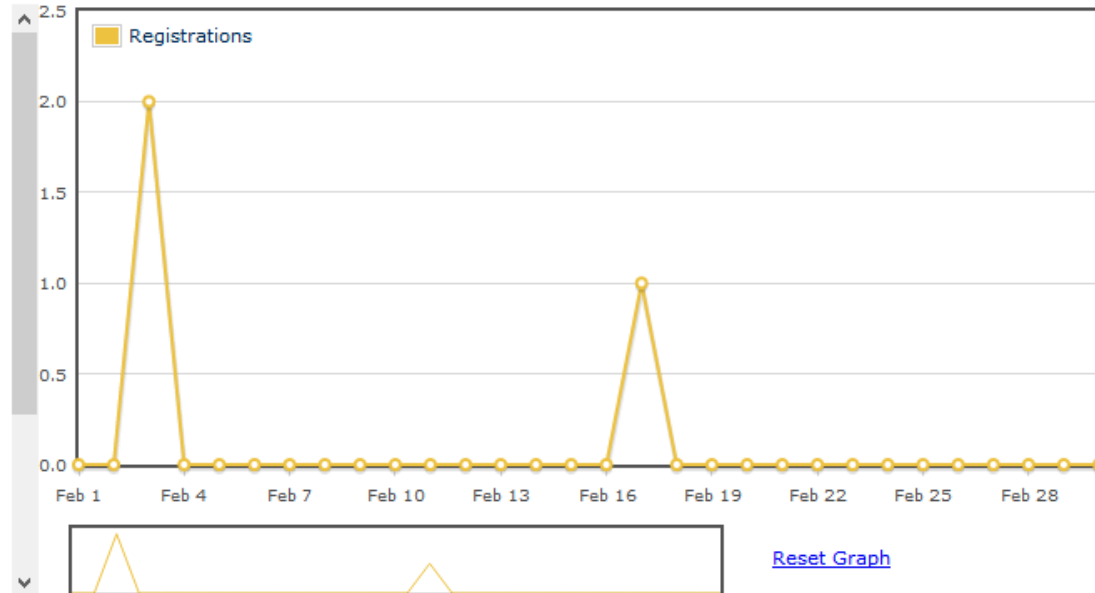
Stop Date:

February 1, 2012

February 29, 2012


	Registrations
3/1/2012	0
2/29/2012	0
2/28/2012	0
2/27/2012	0
2/26/2012	0
2/25/2012	0
2/24/2012	0
2/23/2012	0
2/22/2012	0
2/21/2012	0
2/20/2012	0
2/19/2012	0
2/18/2012	0
2/17/2012	1
2/16/2012	0
2/15/2012	0
2/14/2012	0
2/13/2012	0
2/12/2012	0
2/11/2012	0
2/10/2012	0

Total Registrations: 17



Campaign Summary

<input type="checkbox"/>	EPDedIronMountainOct10WS01020711	1
<input type="checkbox"/>	EPDedSQLFeb11VTS_OnDemand	1
<input type="checkbox"/>	Reminder	1



Admin Reporting
Home II
Reports, downloads, event
status

Registration Counts

Start Date:

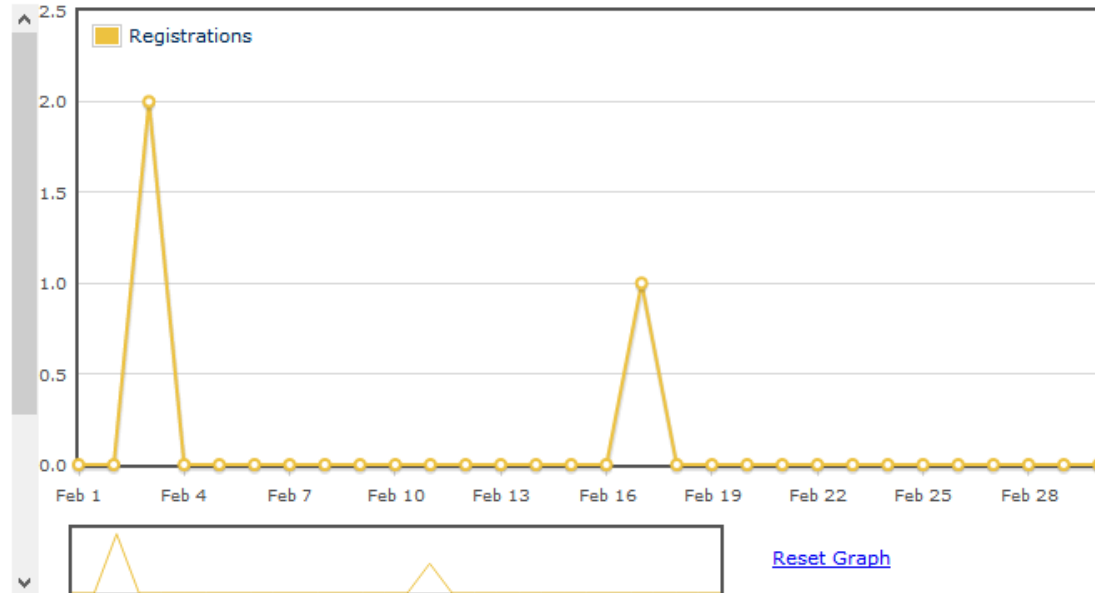
Stop Date:

February 1, 2012

February 29, 2012


	Registrations
3/1/2012	0
2/29/2012	0
2/28/2012	0
2/27/2012	0
2/26/2012	0
2/25/2012	0
2/24/2012	0
2/23/2012	0
2/22/2012	0
2/21/2012	0
2/20/2012	0
2/19/2012	0
2/18/2012	0
2/17/2012	1
2/16/2012	0
2/15/2012	0
2/14/2012	0
2/13/2012	0
2/12/2012	0
2/11/2012	0
2/10/2012	0

Total Registrations: 17



Campaign Summary

<input type="checkbox"/>	EPDedIronMountainOct10WS01020711	1
<input type="checkbox"/>	EPDedSQLFeb11VTS_OnDemand	1
<input type="checkbox"/>	Reminder	1



Admin Reporting
Home II
Reports, downloads, event
status

- Includes access to all reports found in booths, but at administrative (comprehensive level)
- Provides reporting on email campaign codes
- Provides reporting on session, booth attendance
- Provides access to custom-built reports

- All reports available as downloads to CSV (Excel and other products)

Administrative Portal Reporting

Thank You For Reviewing!

Demonstration Images

vConferenceOnline.com

Virtual Event, Webcast, eLearning and Video
Delivery Environment

Contact information:

Stephen Wynkoop, Bits on the Wire, Inc.

+1 520-760-2400

Skype: swynkoop

Email: swynk@bitsonthewire.com

