



New
SL 220
LED slit lamp

**SL 115 Classic, SL 120,
SL 220 and SL 130 from ZEISS**
Slit lamp excellence



We make it visible.



// INSIGHTS
MADE BY ZEISS

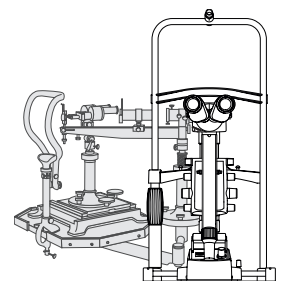
ZEISS slit lamps

“My image precisely.”

ZEISS slit lamps are standard equipment for ophthalmologists, optometrists and many opticians. Eye care professionals often have very different requirements in terms of the examinations they perform.

Slit lamps from ZEISS reflect these distinctions. Delivering proven quality for reliable performance every day, they combine premium optics with superb mechanical performance and versatility. Excellent ergonomics, simple handling, convenient documentation and easy upgradeability have made them mainstays in practices around the world.

But ZEISS slit lamps are much more than that. They incorporate special qualities that assist you in your daily tasks by providing unique workflow-oriented features. Offering different benefits and specifications, our slit lamps are valuable assets for all eye care professionals.



Slit lamps start with ZEISS

ZEISS developed the first slit lamp back in 1911 together with the Swedish ophthalmologist and Nobel laureate Allvar Gullstrand. Since then, we have worked closely with leading ophthalmologists to further advance this unique eye examination instrument. The result? Premium imaging quality and reliability – made by ZEISS.

“Just what I want to see.”

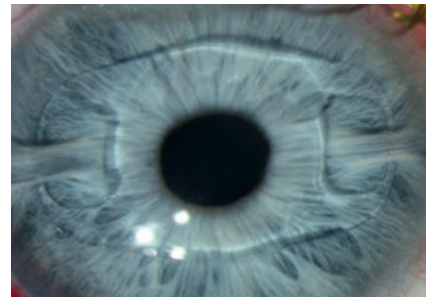
From daily routine to specialized examinations: ZEISS slit lamps deliver high-resolution images that let you focus precisely on what you want and need to see. Not only that, with the integrated SL Imaging Module from ZEISS, you can document and archive all your examinations – for patient consultations, presentations or simply for review.

The ZEISS SL Imaging Module comprises the SL cam 5.0, a fully integrated, highly compact 5-megapixel camera and the SL imaging software, delivering superb images and videos. It is also available as an easy upgrade kit for existing ZEISS slit lamps.

Overview images

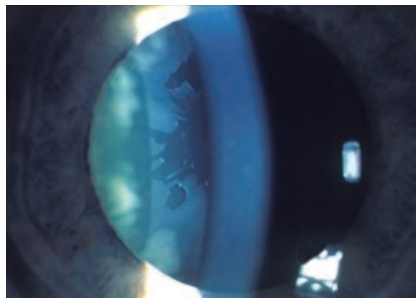


Overview in diffuse illumination

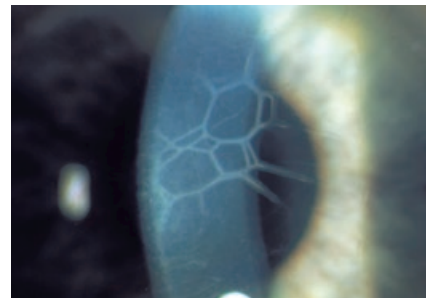


Iris-fixated phakic IOL ²⁾

Slit illumination images



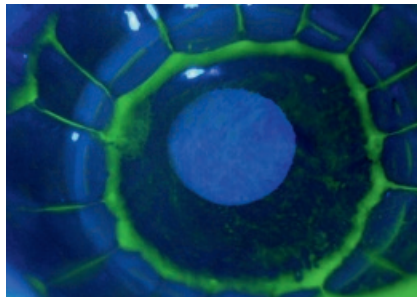
Capsular bag structures in direct focal illumination ³⁾



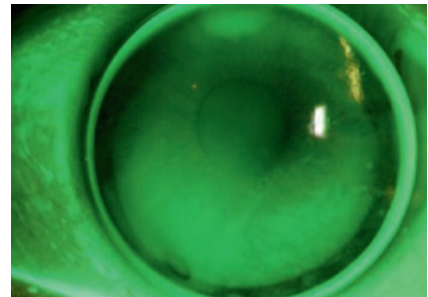
Corneal structures in direct focal illumination ³⁾



Fluorescein images

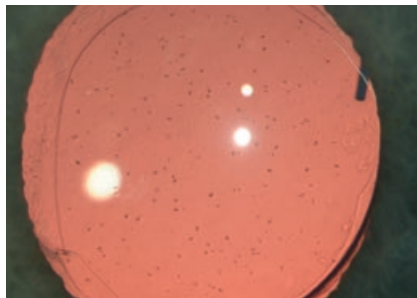


Deep anterior lamellar keratoplasty (DALK) ¹⁾

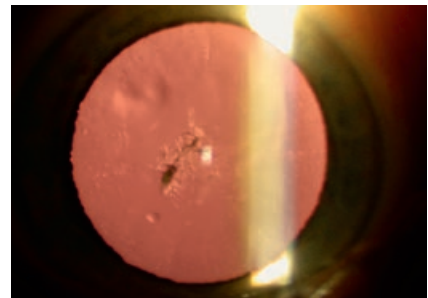


Assessing a soft contact lens with fluorescein

Retro-illumination images



Glistenings in an IOL ¹⁾



Christmas tree cataract in retro-illumination

1) Courtesy of Sheraz Daya, MD FACP FACS FRCS(Ed), Centre for Sight, Corneoplastic Unit & Eye Bank, Queen Victoria Hospital, East Grinstead, UK

2) Courtesy of Prof. Dr. med. Thomas Kohnen, Ophthalmology Clinic, Hospital of the Johann Wolfgang Goethe University Frankfurt am Main, Frankfurt, Germany

3) Courtesy of Prof. Dr. med. Jürgen Strobel, Eye Clinic of the Friedrich Schiller University Jena, Jena, Germany

“My slit lamp is a perfect fit.”

The members of the ZEISS family of slit lamps are made from high-quality materials and built to provide years of reliable service. Yet each one of them is unique in its usability, application range and special qualities. A ZEISS slit lamp is a perfect fit, appreciated by thousands of professionals around the world.



ZEISS SL 115 Classic

Focus on the essentials

This solid performer enables quick, simple and convenient eye examinations. With its integrated power supply, it offers immediate plug-and-play readiness. The instrument features a swing-in yellow filter for fluorescence examinations, 3-step magnification, a wide illuminated stereo field of view as well as practice-oriented and single-handed operation for all slit adjustments.



ZEISS SL 120

Sharp versatility

As a powerful all-rounder, the ZEISS SL 120 offers precise, efficient support for wide ranging applications, including anterior chamber and vitreous assessments. High-contrast images with excellent detail resolution, intuitive operating features such as a quick action brake and easy-grip controls enable reliable and efficient diagnoses – day in and day out.



ZEISS SL 220

Bright performance

With its popular user interface, latest LED illumination and convenient operation, the ZEISS SL 220 slit lamp covers a broad spectrum of applications. Superb optical and mechanical qualities paired with detail and contrast-rich images allow for fast, precise examinations. Wide-ranging accessories let you choose the way you want to work.



ZEISS SL 130

Top of the line

A premium slit lamp in every sense, the ZEISS SL 130 offers the highest application versatility. Combined with the VISULINK® 532/U and VISULAS® 532s from ZEISS, it even performs laser therapy. Key highlights include superb optics, intuitive handling, symmetrically arranged easy-grip controls and special features like the triple slit and a tiltable prism head.

Overview of ZEISS slit lamps

	ZEISS SL 115 Classic	ZEISS SL 120	ZEISS SL 220	ZEISS SL 130
Illumination style	Integrated	Integrated	Tower	Integrated
Light source	Halogen	Halogen	LED	Halogen
Magnification	3-step	5-step	3-step 5-step	5-step
Tube	Convergent	Convergent or parallel	Convergent or parallel	Convergent or parallel
Maximum slit length	14 mm	14 mm	12 mm	14 mm
Angle of incidence	0°	0°, optional: continuously 0°... 20°	Variable in steps of 0° / 5° / 10° / 15° / 20°	Continuously 0°... 20°
Yellow filter	Integrated	Optional	Integrated	Optional

Overview of accessories for ZEISS slit lamps

	ZEISS SL 115 Classic	ZEISS SL 120	ZEISS SL 220	ZEISS SL 130
ZEISS Imaging Solution	SL cam 5.0	SL cam 5.0 DigiCam Set	SL cam 5.0 DigiCam Set	SL cam 5.0 DigiCam Set
ZEISS Applanation Tonometer	AT 020	AT 020 or AT 030	AT 030	AT 020 or AT 030



Built to perform

ZEISS slit lamps represent German engineering at its best. They are designed to fulfill the demands of extensive daily operation. Each one is subject to a series of stringent quality controls before leaving the factory. As a result, they provide many years of dependable service. Eye care professionals can fully rely on their instrument to perform.

ZEISS customers can also take full advantage of our global service network, including local hotlines, quick response, expert consultation and attractive financial offers.



Carl Zeiss Meditec AG
Goeschwitzer Strasse 51–52
07745 Jena
Germany
www.zeiss.com/slitlamps
www.zeiss.com/med/contacts

EN_33_020_00021 Printed in Germany CZ-II/2015 International Edition: only for sale in selected countries.
The contents of the brochure may differ from the current status of approval of the product in your country. Please contact our regional representative for more information.
Subject to change in design and scope of delivery and as a result of ongoing technical development. VISULINK and VISULAS are either trademarks or registered trademarks of Carl Zeiss Meditec AG or other companies of the Carl Zeiss Group in Germany and/or other countries.
© Carl Zeiss Meditec AG, 2015. All rights reserved.