



HIRSCH SOLUTIONS

Single Head Product Guide



CARE@HSI.US



WWW.HSI.US



800.394.4426

The **HIRSCH** *Advantage*

Since 1968 Hirsch has been helping apparel decorators of all levels. Whether you are a beginner or a professional, Hirsch has the tools you need to start, grow and diversify your business. In the fields of embroidery, direct-to-garment, screen printing, textile laser etching/cutting and automation software, we have industry **experts** ready to support you.

- ▶ **Nationwide Sales, Service & Support**
- ▶ **Consistently Ranked #1 by Industry Publications**
- ▶ **Industry Leading Reputation**
- ▶ **Advanced Application Training Program**
- ▶ **Dedicated Product Experts**
- ▶ **Selective Representation of the Finest Products**
- ▶ **Established Company – Since 1968**
- ▶ **Innovative Solution Studio Dedicated to R&D**

*We don't settle for anything less than the best.
You shouldn't settle for anything less than **The Hirsch Advantage.***


Our Mission

At Hirsch, we measure our success by the success of our customers. We are committed in our efforts to guide, educate, train and support you with the decorated apparel industry's most experienced and enthusiastic team of product and technical experts. Our combination of the best equipment, the most knowledgeable sales team, dedicated product experts and industry leading training and support is **The Hirsch Advantage.**



We sincerely appreciate the opportunity to serve you!

Widely Acknowledged as the World's Best Engineered and Best Built Machines, Tajima's Equipment is Exported Into More than 100 Countries Around the Globe.




TAJIMA HAS BEEN A FAMILY RUN BUSINESS SINCE ITS ORIGIN IN 1944. TO THIS DAY, THREE GENERATIONS OF FAMILY MEMBERS ARE INCLUDED IN ALL ASPECTS OF THE BUSINESS.

- ▶ The Tajima Product line includes over 250 different machine configurations designed to give you a distinct competitive advantage in the marketplace.
- ▶ More than 100,000 Tajima embroidery machines are currently running and making money for our customers, shift after shift.
- ▶ Tajima engineers have developed cutting edge embroidery technology and product innovations that are represented by over 350 international patents and growing.
- ▶ Unique quality control processes deliver an accuracy rate of 0.001 mm a quality performance benchmark that is the envy of our industry.



Big Features In Five Industrial Single

TMBP-SC1501



**Shown with optional air clamp*

NEEDLES	15
MAX SPEED	1200 SPM
TUBULAR EMBROIDERY FIELD	14" X 19.6" / 360mm x 500mm
CAP EMBROIDERY FIELD	3" x 14.2" / 75mm x 360mm
MACHINE DIMENSIONS	30" L x 34" W x 66" H
MACHINE WEIGHT	295 lbs
MIN. DOOR CLEARANCE	32" W

TMBR-SC1501



NEEDLES	15
MAX SPEED	1200 SPM
TUBULAR EMBROIDERY FIELD	14" X 19.6" / 360mm x 500mm
CAP EMBROIDERY FIELD	3" x 14.2" / 75mm x 360mm
MACHINE DIMENSIONS	30" L x 34" W x 66" H
MACHINE WEIGHT	295 lbs
MIN. DOOR CLEARANCE	32" W

Head Machines



TMBU-SC1401



HYDRAULIC WORK TABLE

TWMX-C1501 (SUMO)



EXTRA LARGE SEWING FIELD

TFMX-C1501 (STRETCH)



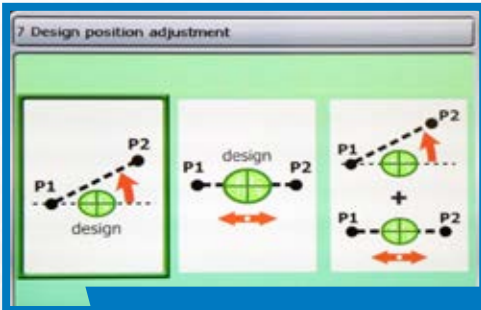
BRIDGE STYLE STRETCH

NEEDLES	14
MAX SPEED	1200 SPM
TUBULAR EMBROIDERY FIELD	14" X 19.6" / 360mm x 500mm
CAP EMBROIDERY FIELD	3" x 14.2" / 75mm x 360mm
MACHINE DIMENSIONS	30" L x 34" W x 66" H
MACHINE WEIGHT	360 lbs
MIN. DOOR CLEARANCE	32" W

NEEDLES	15
MAX SPEED	1200 SPM
TUBULAR EMBROIDERY FIELD	22.75" X 23.5" / 550mm x 600mm
CAP EMBROIDERY FIELD	3" x 14.2" / 75mm x 360mm
MACHINE DIMENSIONS	38" L x 39" W x 61" H
MACHINE WEIGHT	470 lbs
MIN. DOOR CLEARANCE	40" W

NEEDLES	15
MAX SPEED	1200 SPM
TUBULAR EMBROIDERY FIELD	17.3" X 16.5" / 439mm x 419mm
CAP EMBROIDERY FIELD	3" x 14.2" / 75mm x 360mm
MACHINE DIMENSIONS	50" L x 47" W x 67" H
MACHINE WEIGHT	500 lbs
MIN. DOOR CLEARANCE	32" W

KEY FEATURES OF




DESIGN POSITION ADJUSTMENT

The Design Position Adjustment feature allows a design to follow any reference line of your choice ensuring perfect alignment every time.



VERSATILE CAP DRIVER

The cap driver incorporates a lower shaft and a third locking pin to stabilize the cap during embroidery to enhance quality, and run at higher speeds.



LASER POSITION MARKER

A red dot projected above the needle hole helps identify the actual embroidery area when tracing the design before stitching.



THREAD LOCKING SYSTEM

The Thread Locking System secures the thread after a trim to help prevent the thread pulling out during needle startup.

STANDARD FEATURES OF TMB-SERIES TAJIMA SINGLE HEAD MACHINES

- 2,000,000 Stitch Memory
- Auto Color Change
- Auto Thread Break Sensor
- Auto Thread Trim
- Barcode Ready
- Color LCD Panel
- Cubical Frame Design
- High Speed Rotary Hook
- LAN Enabled
- Large Sewing Field
- Quick Changeover
- Safety Beam Sensor
- Spiral Tubes
- Stand Included
- USB Enabled

TAJIMA TMB-SERIES




TRIMMED NEEDLE PLATE

A shorter distance between the needle hole and the edge of the trimmed needle plate offers an increased embroidery area on many items.



LED NEEDLE BASE LIGHT

The LED Needle Base Light illuminates the needle area and provides the operator a better view of the item being embroidered.



STEEPER TILT HEAD

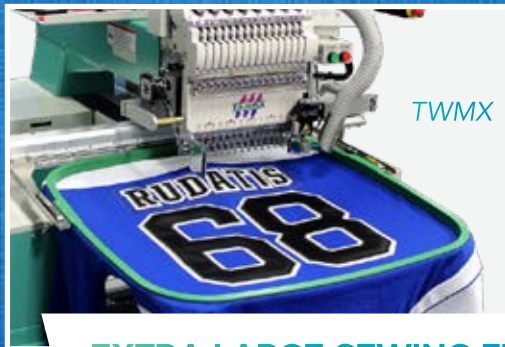
The Steeper Tilt Head angles the bill of a cap more which allows stitching closer to the edge of the bill and increases the embroidery area.



SLIM CYLINDER BED

The Slim Cylinder makes it possible to embroider on smaller objects such as socks, gloves, and pockets. The Slim Cylinder is 12mm narrower than the original size cylinder.

KEY FEATURES OF THE TWMX AND TFMX



TWMX

EXTRA LARGE SEWING FIELD



TFMX

BRIDGE STYLE STRETCH



The Tajima TMBP-SC1501 has a streamlined cubical frame design which has no sidewalls allowing embroidery on over-sized jackets, blankets, large duffel bags, and more, while still performing outstanding embroidery on smaller items such as polos and caps.


Huge Opportunities in a Compact Space!

Versatility and quality combined with easy-to-use features is what makes the TMBP-SC1501 the ideal machine to get your embroidery business up and running, quickly & easily. You can take on the most challenging jobs with confidence, knowing that the Tajima TMBP-SC1501 can handle it all.

The Tajima TMBP-SC1501 is the perfect machine when you need to embroider large bulky items but do not have the space for a full size embroidery machine. The lack of sidewalls eliminates size restrictions from left to right making the TMBP the ideal machine for hard to hoop items such as large bags and jackets. The TMBP is also great with traditional sized items such as left chest and hat designs.



Includes 2 of each:



STANDARD EMBROIDERY HOOPS

NEEDLES	15
MAX SPEED	1200 SPM
TUBULAR EMBROIDERY FIELD	14" X 19.6" / 360mm x 500mm
CAP EMBROIDERY FIELD	3" x 14.2" / 75mm x 360mm
MACHINE DIMENSIONS	30" L x 34" W x 66" H
MACHINE WEIGHT	295 lbs
MIN. DOOR CLEARANCE	32" W



DESIGN POSITION ADJUSTMENT

Standard on all TMB-Series models, this innovative feature from Tajima makes aligning embroidery designs on straight lines easier than ever.

Perfect Alignment

Design Position Adjustment allows users to set two linear points on a hooped garment and automatically adjusts the design orientation to match the defined line. This makes aligning designs on items that are not straight in the hoop or have specific precision placement with stripes and pockets an easy task.



SLIM CYLINDER BED

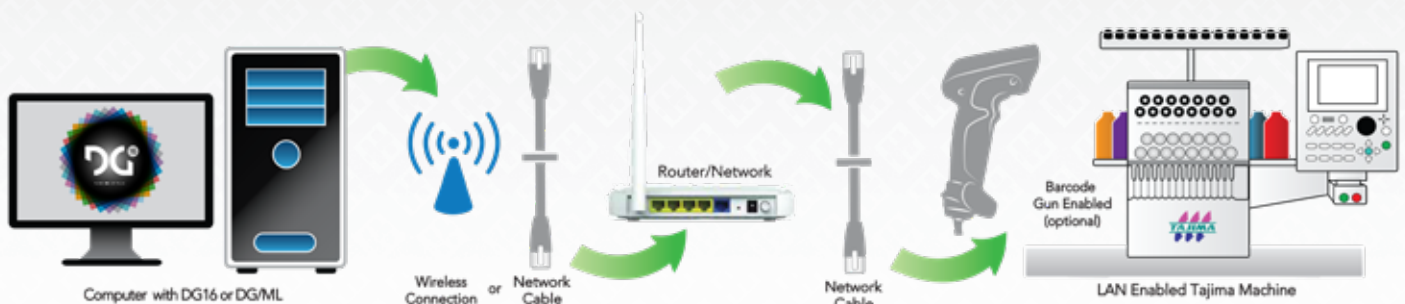
Embroider on slim items such as socks, sleeves, pockets, and much more. With the new slim cylinder, quality can be controlled on smaller products.



VERSATILE CAP DRIVER

The cap driver incorporates a lower shaft and a third locking pin to stabilize the cap during embroidery to enhance quality and allows cap production at high speeds.

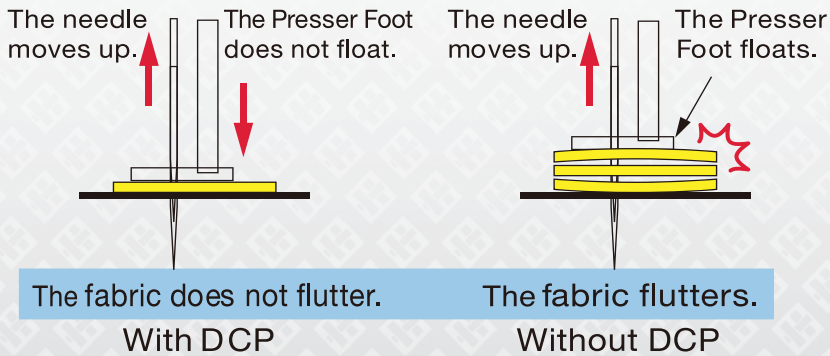
Easily NETWORK your software and machines for improved workflow!





The Tajima TMBR-SC1501 is extremely versatile and includes the (DCP) digitally-controlled presser foot system. It features the new cubical body that gives you the ability to embroider larger goods than ever before while maximizing floor space and your sales potential.


DCP *digitally controlled presserfoot*



SLIM CYLINDER BED

The Slim Cylinder Bed is great for smaller items such as pockets, sleeves, socks and gloves.

Includes 2 of each:



STANDARD EMBROIDERY HOOPS



NEEDLES	15
MAX SPEED	1200 SPM
TUBULAR EMBROIDERY FIELD	14" X 19.6" / 360mm x 500mm
CAP EMBROIDERY FIELD	3" x 14.2" / 75mm x 360mm
MACHINE DIMENSIONS	30" L x 34" W x 66" H
MACHINE WEIGHT	295 lbs
MIN. DOOR CLEARANCE	32" W



ADJUSTABLE PRESSER FOOT HEIGHT

Digitally adjust the presser foot height to reduce thread breaks with 3D foam and protect delicate fabrics such as leather, silk, lace and suede.



DESIGN POSITION ADJUSTMENT

This new feature allows the user to set two linear points on a hooped garment and automatically adjusts the design orientation to match the defined line. This makes aligning designs on items that are not straight in the hoop or have specific precision placement with stripes and pockets an easy task.



STREAMLINED CUBICAL FRAME

The streamlined Cubical Frame Design has no sidewalls allowing the TMBR to embroider on over-sized jackets, blankets or large duffel bags as well as polo shirts & caps.

Embroidering on thick leather



Presser foot height adjustment



3-D foam



Delicate fabrics



OPTIONAL MULTI-CORDING DEVICE

Six types of cords can be used with the optional multi-cording device to add texture and interest to your designs. On the TMBR & TMBU, with the digitally controlled presser foot, the needle height can be adjusted to sew flat cording or looping textures and fills.

Absolute Control of Your Product.

The Digitally Controlled Presser Foot can be set to the material thickness on the operation panel or with file settings using Tajima DG by Pulse software. The fabric doesn't flutter or flag even on hard-to-embroider materials such as thick leather, delicate silk, quilted fabrics and 3D foam.



The Tajima TMBU-SC1401 takes single head embroidery to a new level with a hydraulic table, magnetic frame kit, digitally controlled presser foot, open cubical design frame and a laser crosshair marker for dead-eye alignment accuracy. The hydraulic table makes this machine ready to handle products such as backpacks, golf bags, heavy quilts and other large and heavy item embroidery, as well as traditional embroidery on caps and tubular goods.




Golf Bag Embroidery



Hydraulic Work Table

The hydraulic work table can be raised or lowered to stabilize large products. In addition to tubular products and caps, embroider on backpacks, luggage, golf bags, and more!

Includes 2 of each:
(plus magnetic frame kit)



STANDARD EMBROIDERY HOOPS

NEEDLES	14
MAX SPEED	1200 SPM
TUBULAR EMBROIDERY FIELD	14" X 19.6" / 360mm x 500mm
CAP EMBROIDERY FIELD	3" x 14.2" / 75mm x 360mm
MACHINE DIMENSIONS	30" L x 34" W x 66" H
MACHINE WEIGHT	360 lbs
MIN. DOOR CLEARANCE	32" W



LASER CROSSHAIR MARKER

In addition to providing tracing assistance, the laser crosshair marker helps show where the needle is going to enter the fabric.



MAGNETIC FRAME KIT

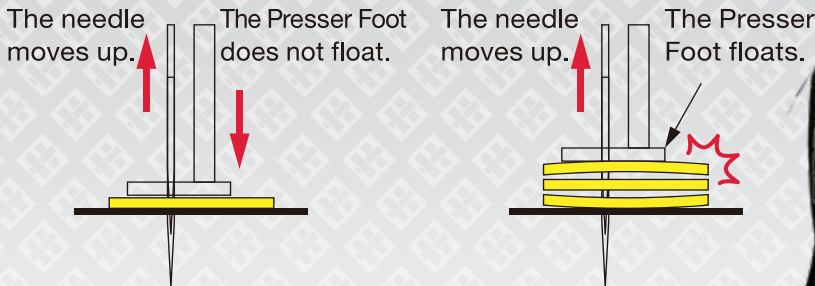
Magnetic clips hold products securely in place. With five different sizes, the framing of difficult to handle products is less of a challenge. Sizes include 2"x4", 3" x 5.5", 8"x5", 8"x8" and 8"x11".



ADVANCED STABILITY

With the rear hook slider and standard magnetic clips the stitching stability of the TMBU is unprecedented.

DCP *digitally controlled presserfoot*




The fabric does not flutter.
With DCP

The fabric flutters.
Without DCP





The Tajima TFMX-C1501 provides a large work area to handle bulky items easily. The stretched frame makes this machine a great candidate for options such as the single head laser, sequin attachment, cording device and more.



* Shown with optional sequin attachment

Adjustable Work Table

Experience superior support for large and bulky items with the movable table which can be removed completely or raised for flat embroidery applications with the optional border frame.

The bridge type machine structure and stretched sewing field allows up to 17.75" D x 20" W for flat sewing and 17.5" D x 16.5" W for tubular sewing.

Includes 2 of each:


510mm x 450mm 338mm x 338mm 270°

12cm 15cm 18cm

STANDARD EMBROIDERY HOOPS

LARGE EMBROIDERY FIELD
17.75" DEEP & 20" WIDE

NEEDLES	15
MAX SPEED	1200 SPM
TUBULAR EMBROIDERY FIELD	17.5" X 16.5" / 439mm x 419mm
CAP EMBROIDERY FIELD	3" x 14.2" / 75mm x 360mm
MACHINE DIMENSIONS	50" L x 47" W x 67" H
MACHINE WEIGHT	500 lbs
MIN. DOOR CLEARANCE	32" W



OPTIONAL SEQUIN DEVICE

The Sequin Device IV offers a wide variety of sequin sizes and offers the capability of speeds up to 1,000 SPM. The Sequin Device IV can be factory installed by Tajima or field installed at a later date.

Optional Border Frame

The border frame table allows for full field flat embroidery to sew designs on pre-assembled cut goods and items such as shower curtains, bedding, pillow covers and more. Clips hold the material securely in place. The border frame measures 450mm deep and 520mm wide.



Optional Single Head Laser

The optional single head laser (SHL5) saves valuable time and increases productivity.

Complex and segmented appliques are easy to cut and almost any material can be considered, including soft and lightweight, opening the door to better designs, enhanced creativity, and a greater bottom line.



This incredible embroidery machine has been designed from the ground up to provide large field, single hooping embroidery, with legendary Tajima quality. The TWMX offers an incredible 22.75" x 23.5" sewing field, providing a solution for jobs that a standard machine sewing field can't handle.




* Shown with optional SHL5 laser attachment

Optional Single Head Laser

The optional single head laser (SHL5) saves valuable time and increases productivity.

Complex and segmented appliqués are easy to cut and almost any material can be considered, including soft and lightweight, opening the door to better designs, enhanced creativity, and a greater bottom line.



STANDARD EMBROIDERY HOOPS

EXTRA LARGE SEWING FIELD AN INCREDIBLE 550mm X 600mm

NEEDLES	15
MAX SPEED	1200 SPM
TUBULAR EMBROIDERY FIELD	22.75" X 23.5" / 550mm x 600mm
CAP EMBROIDERY FIELD	3" x 14.2" / 75mm x 360mm
MACHINE DIMENSIONS	38" L x 39" W x 61" H
MACHINE WEIGHT	470 lbs
MIN. DOOR CLEARANCE	40" W

The optional Wide X-Axis Extension Table provides the largest sewing field available on any Tajima single head embroidery machine.



Extra Wide Powerhouse.

The Tajima TWMX can handle all of your large embroidery needs, such as varsity jackets, sports jerseys, tablecloths, curtains, bedspreads and much more.



LARGE BANNERS

With a sewing field of 550mm x 1200mm, the Wide X-Axis Extension Table gives you the ability to create large banners or flags.



EMBROIDERED PATCHES

Patch embroidery offers another unique & creative approach for expanding your product line with the Wide X-Axis Extension Table and single head laser add-ons.



AWNINGS

The possibilities are almost endless with the capabilities of the TWMX. Outdoor awnings are one more example of the versatility of this machine.

Key Options for Tajima Single



AIR TYPE CLAMP FRAME

Air driven frames are ergonomically friendly and make it quick and easy to secure a wide variety of different products. Three different frame sizes are available: 80 x 120mm, 110 x 140mm and 140 x 200mm.



AIR TYPE POCKET FRAME

The air type pocket frame with a two stage pedal allows for quick placement and alignment of products. The frame size is adjustable according to the width of products such as pockets, shoes, caps and more.



MULTI CORDING DEVICE

Six types of cords can be used on all TMB-Series machines to add texture and interest to your designs. With the TMBR and TMBU, the presser foot height can be adjusted to sew flat cording or looping textures and fills.



POCKET FRAME

The pocket frames attach to the cap drive and can be used when adding embroidery to small pockets, socks, gloves and other smaller tubular items. The frame is available in two sizes, 100 x 75mm and 65 x 100mm.



SIGNAL TOWER

The signal tower provides a visual alert to indicate when the embroidery machine is in use. Perfect for accessibility, retail environments, craft fairs, and any production environment where you want to see at a glance that the machine is in use.



SINGLE HEAD LASER

Broaden your creativity and drastically reduce stitch time by providing the power to create traditional and reverse applique designs with the integrated SEIT single head laser option. Available on the TWMX and TFMX.

Head Embroidery Machines

Contact a Hirsch representative for option availability on specific machine models.



BORDER FRAME

The optional border frame table allows for full field flat embroidery to sew designs on pre-assembled cut goods and items such as shower curtains, bedding, pillow covers and more. Clips hold the material securely in place.



MAGNETIC FRAME KIT

The magnetic frame kit comes complete with magnetic frames and clips that can handle almost any product such as bags, towels, garments and difficult to hoop items. Sizes include 2"x4", 3" x 5.5", 8"x5", 8"x8" and 8"x11".




SEMI WIDE CAP FRAME

Designed specifically for higher crown headwear, the semi wide cap frame is the perfect tool for a multitude of different kinds of headwear. Fits the standard Tajima cap gauge alongside Tajima's versatile cap driver.



SEQUIN DEVICE IV

The Sequin Device IV offers a wide variety of sequin sizes and offers the capability of speeds up to 1,000 SPM. The Sequin Device IV can be factory installed by Tajima or field installed at a later date.



TUBULAR FRAMES

In addition to the standard hoops included with each embroidery machine, Hirsch offers optional hoop sizes to fit your needs: 7cm, 9cm, 21cm, specialty and magnetic frames are available to expand your hoop capabilities.



Available on limited models

X-AXIS EXTENSION

The Wide X-Axis Extension Table gives an extra-large sewing area making it possible to embroider larger items such as tablecloths, banners and blankets with single framing.



The Tajima TCMX-601 is a single head 6 color automatic chenille machine that is perfect for the chenille entrepreneur. Packed with advanced features and automatic functions, the TCMX-601 delivers top quality stitching, quickly, easily and precisely. Intricate designs created with a variety of stitch effects make it possible to reproduce virtually any logo in a chenille format.



750 stitches per minute



Chenille patch on heavy jacket



- Automatic needle height adjustment
- Automatic or manual offset function
- Automatic thread trimming
- Automatic color change
- Automatic lift-up mechanism
- Frame back or forward
- Thread tie off to prevent fraying

Includes 2 of each:

25cm
Magnetic Hoops



480mm x 481mm
Magnetic Hoops



Includes 1 of each:

Border Frame, Magnetic Frame Holder, Tool Kit

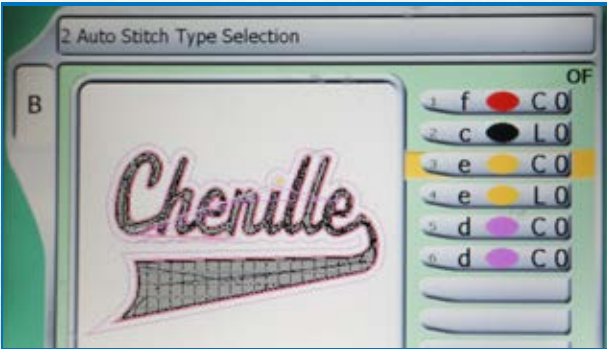
STANDARD EMBROIDERY HOOPS

NEEDLES	6
MAX SPEED	750 SPM
MAX SEW FIELD	17.75" X 21.5" / 460mm x 550mm
MACHINE DIMENSIONS	54.3" L x 46.7" W x 46.3" H
MACHINE WEIGHT	465 lbs
MIN. DOOR CLEARANCE	50" W



BORDER FRAME

The border frame offers a large 460mm H x 500mm W (18" x 19.5") chenille area, enabling you to repeat rows of designs vertically and horizontally with the design repeat feature in your machine.



AUTO COLOR CHANGE SYSTEM

The automatic chenille color change system makes production of multi-color chenille designs quick and simple. Color sequence can be programmed into the design data or loaded manually via the control panel.



SIX COLOR THREAD STAND

The portable thread stand installs below the machine for direct yarn feed into the loopers, holds six large spools of yarn or thread and has easy to access tension adjusting knobs for smooth yarn feed. The stand can be easily lifted for spool changes.



Letterman's Jacket with Chenille Patch



Chenille Patch



Chenille Chain & Loop Detail



Great for retail and mobile embroidery

8 Needles

800 (SPM)

Rotate designs and select the design stop/start position on screen

Crosshair laser marker for easy and accurate design placement

LED lighted sewing field

Weighs only 82 lbs



Sleek, compact and portable design

Easy to learn and use
3.5" w x 6" h full color touch screen control panel

Auto thread trimming and thread detection systems

LAN, barcode and USB Ports

11.8" x 7.8" sewing field

Operates on 120V or 240V for global compatibility

Handles for easy lifting

Includes 2 of each:

Wide Cap Frame
11.8" w x 2.9" h
(300mm x 75mm)
Also includes cap gauge and drive



Tubular Frame - small
3.9" w x 3.9" h
(100mm x 100mm)

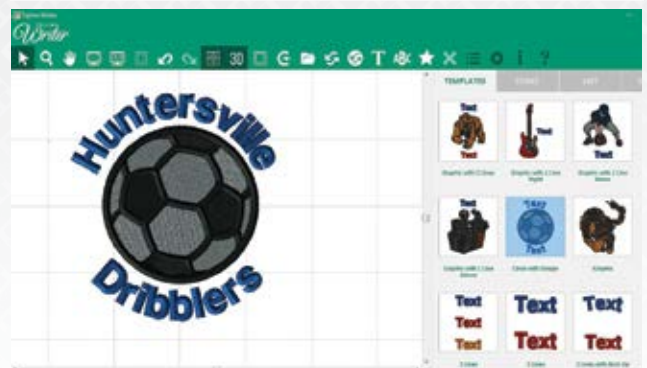


Tubular Frame - large
11.8" w x 7.8" h
(300mm x 200mm)



**Optional Hoops Available*

32 Professionally digitized fonts
12 Pre-configured templates
Add text, monograms and designs
Includes beautiful monogram decorations
Output to flash drive or machine



The Tajima SAI incorporates big features into a compact machine, making the SAI a great option for retail locations, mobile embroidery, and an affordable solution for new embroidery startups.



Quality Embroidery in 8 Colors

Tajima SAI makes embroidering designs effortless with 8 needle positions and automatic trims and color changes.



Easy To Use Touch Screen Panel

The Tajima SAI full color touch screen panel is easy to learn and use. Colorful icons guide you to designs, lettering and settings.



Exceptionally Fast

Easily set design run speeds of up to 800 stitches per minute for flat, tubular goods and caps. The stability of the SAI delivers quality embroidery quickly and easily.



Includes Tajima Writer

32 professionally digitized fonts (including block, script, and monogram), 12 preconfigured templates and a variety of stock designs are all included with Tajima Writer software

ON BOARD FONTS


Block New	FULL BLOCK	Inscription
Russ Times New	Jiggles	Old English



Hirsch Solutions offers a complete line of optional hoop and clamp accessories to help you tackle challenging products and make hooping faster and easier.



Third Hand
*gauge & frame not included




Station

Freestyle Base

5.5" Fixture & Freestyle

5.5" Mighty Hoop

T-Square



Shoe Clamp



Koozie Clamp



**HoopTech
Clamping Devices**



Great embroidery begins with great software! The Tajima DG by Pulse product line combines world renowned stitch quality, with advanced quality control features. Additional features that build upon the industry leading Vector Based Embroidery engine have created exciting new design possibilities with a variety of effects and hyper-detailed editing capabilities.

Tajima DG by Pulse is offered in several different levels to cater to your business' needs, so it is easy to start with the features you need now and upgrade as your business expands. Seamless integration with Tajima embroidery machines means that you will never spend time waiting for your designs at the machine. Add a barcode reader and load designs directly from a printed worksheet for maximum efficiency!



Maestro

THE MOST POWERFUL EMBROIDERY DESIGN PACKAGE AVAILABLE
Advanced vector functions, productivity enhancing features, and specialty stitch effects.



Artist Plus

CREATE EXPRESSIVE EMBROIDERY WITH PRECISION AND SPEED
Intricately detailed design effects and special artistic options.



Illustrator Extreme

ADVANCED FEATURES AND STITCH EFFECTS FOR CREATING PREMIUM EMBROIDERY
Enhanced Drawing tools and Vector import.




Creator

THE ULTIMATE LETTERING, EDITING AND NETWORKING PROGRAM
Advanced lettering and outline editing with standard digitizing tools.



Composer

PROFESSIONAL LETTERING AND EDITING
Over 170 professionally digitized fonts and full editing capabilities.



Eliminate errors and save time by utilizing a barcode scan system to instantly load designs and program color sequence.

Autograph Version 2

Autograph is a lettering software that includes a great selection of fonts and thread charts to allow for flexibility in design creation, helpful templates to accelerate the design process and powerful editing functionality to perfect your designs.

Embroidery i²



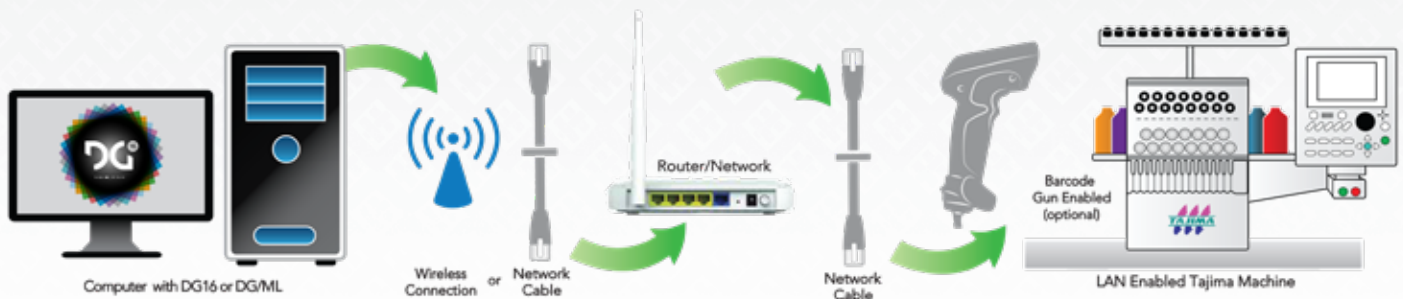
Solution PARTNER



Embroidery i² is a plug-in for Adobe Illustrator and Corel Draw. This software plug in allows you to design logos and artwork, then adjust the embroidery settings by selecting the stitch type, density and pull compensation. No hassle in learning a new program, just beautiful embroidery straight out of your familiar graphics program of choice.

**i² does not support network connections*

Easily NETWORK your software and machines for improved workflow!





ENDLESS OPTIONS

By adding embroidery, you'll find it's easy to make money while having plenty of opportunities to stimulate your creative talents.

Consider the many opportunities available to embroidery companies to sell products and be successful: corporate advertising, souvenirs, team spirit wear, personalized statements, professional identification, keepsakes and memories. These are just a few opportunities to help you build your business.

When it's time to diversify, Hirsch Solutions can help you expand with direct-to-garment, textile laser, screen-printing and more.

Your business success will equal financial freedom.

INSPIRATION FOR YOUR NEW MACHINE - MOBILE, RETAIL, & MORE

MOBILE EMBROIDERY APPLICATIONS

Taking your embroidery business on the road is easier than ever with today's compact profile and portable machines. Without the confines of a retail store front, your mobility offers the ability to travel and connect with people attending fairs, tradeshows, flea markets, community events and offers a fun and exciting experience.



RETAIL SOLUTIONS

Retail locations with on-site customization are a growing part of our industry. Shops that offer monogram services with products such as customized bridal and formal occasion wear, boots, shoes, hats, gloves, ties and more, experience enhanced profitability.



MASS PRODUCTION

As your business grows, consider exploring the opportunities presented for larger scale production. Seasonal, fulfillment and contract embroidery are a few examples of high volume and fast turn embroidery production.

When it's time to grow your business, you can be confident that with more than 250 different machine configurations **Tajima and Hirsch have the right machine for your business.**

Please visit hsi.us or contact us for more details.



TFMX-IISC1502



TFMX-IISC1504



TFMX-IISC1506



TFMX-IISC1508



TMAR-K1502C



TMAR-K1504C



TMAR-K1506C



TMAR-K1508C



TMAR-V1512C

Our success is only measured by your success.

We are honored to remain the top distributor in the industry. Our longevity is a testament to our tireless efforts to provide our customers only the highest quality products and solutions. Hirsch understands the impact that customer feedback has on the growth of our industry, which is why we work closely with our brand manufacturers to keep bringing innovative features to the market.

NATIONWIDE COVERAGE *to better serve you*



Visit the solution studio page at www.hsi.us to take an interactive virtual tour of our innovative facility, complete with detailed information about each piece of equipment.



SOLUTION STUDIO
360° VIRTUAL TOUR
Powered By Google Earth



All trademarks are the property of their respective owners. No design or registered trademarks of the products may be used without written permission. Measurements and embroidery fields have been rounded for clarity purposes. Specifications are subject to change. ©2018 Hirsch Solutions, Inc.