

NOT JUST BETTER. BEST.

PLATINUM
Presents

Platinum Presents
Virtual Events and Environments

Flexible Platform to Fuel Engagement

Add features and functionality to any location:

- Chat – among guests, with Subject Matter Experts, or within a moderated group chat
- Broadcast Alerts to encourage attendance of live events and chats
- Leaderboards, Gamification
- Ability to tag resources as favorites for future use
- Live, On-Demand, or “Simulated Live” Webcasts that can include high levels of interaction
- Calls to Action – chat queue, request-a-meeting
- Surveys, Quizzes, Polling
- Videos, Product Demos, Linking Capabilities
- Sponsored Sessions
- Custom Imagery to reinforce your brand

QUIZ SETTINGS HELP

Quiz Name: Name this the same as the session it will be associated with for simplicity. This will be the title at the top of the page when the quiz is selected.

Passing Score: 50% = 0.5
60% = 0.6
70% = 0.7
80% = 0.8
90% = 0.9
100% = 1.0

X & Y Coord: Set to 0.

Session Minutes: If you want to require that the attendee has viewed a certain amount of the session in order to get a certificate, put the number of minutes here. For example, if you want them to have watched at least 10 minutes of the session, set this to 10. Please let your attendees know that they will be required to watch the session as well as complete the quiz in order to get credit.

Course ID Interactive: This ID will show up on their certificate if they complete the quiz during the Live portion of the event.

Course ID Enduring: This ID will show up on their certificate if they complete the quiz during the On Demand portion of the event.

Certificate Image URL: If you want a specific image for this quiz (not usually recommended because it can clutter the certificate), you can put the URL here.

Due Date: If this quiz must be completed by a certain date for the attendee to get credit, put that date in here.

QUIZ

No quiz for this event found.

Add Quiz

Quiz Name:

Passing Score:

X Coord:

Y Coord:


Session Minutes:

Credit Hours:

Course ID Interactive:

Course ID Enduring:

Certificate Image URL:



Collect Key Details – Flexible Registration and Login

NOT JUST BETTER. BEST.
PLATINUM
Presents

[HOME](#) [EVENT SUMMARY](#) [SESSIONS](#) [SPONSORS](#) [REGISTER](#) [CERTIFICATE](#) [ENTER EVENT](#)

Country

Postal Code

Phone Number

Name on Credit Card

Card Number

Card Security Code

Expiration Date

Registration Price: **\$1,449**

What is your organization's size?

Which industry do you work in?

Fully Customizable Fields

Polling Questions For Early Information

Event Support

Custom Rooms (Dashboard)



Plenary Sessions



Continuing Ed / Polling

The screenshot displays the Platinum Events website interface. At the top, the navigation menu includes: Conference Lobby, Exhibition Hall, Chat Lounge, Resource Center, Sessions Lobby, On-Demand Video, and Help Center. The main content area features a video conference window with a speaker in a white lab coat. Below the video, a chat window is open, showing a list of messages and a text input field.

PLATINUM Events

Conference Lobby | Exhibition Hall | Chat Lounge | Resource Center | Sessions Lobby | On-Demand Video | Help Center

Session Q&A | Schedule | Zoom | Survey | Discussion | Room 2 Chat

Ben Wright
Hi!
Ben Wright
Hi!
Stephen Wenzel
Hi!
Stephen Wenzel
@benwenzel_john... Hi!

Enter your message below (Ctrl+Enter to Post)

Public Chat

Lobby Templates



Lobby Templates



Templates Branded for Each Client



Exhibit Hall View





Exhibit Hall View 2



Custom Exhibit Halls



Bronze Booth

OPTION 1: BRONZE


Select from a library or customize any option (additional fee applies). Custom Option 1 includes a 10x10' booth with one backside 60" monitor, two 30" branding monitors, 9' counter display with single product feature and one banner stand with single product feature. Two representative slots for guest interaction as public chat, one-on-one, or queued scheduling for engagement. Standard video or VR option available on all options.



Silver Booth

OPTION 2: SILVER

Select from a library or customize any option (additional fee applies). Custom Option 2 includes a 10x20' booth with two backside 60" monitors, two 30" branding monitors, 12' counter display with three product features and two banner stands with single product feature for each, one kiosk tower with three product features. Four representative slots for guest interaction as public chat, one-on-one, or queued scheduling for engagement. Standard video or VR option available on all options.



Gold Booth

OPTION 3: GOLD


Select from a library or customize any option (additional fee applies). Custom Option 3 includes a 10x30' booth with three 60" monitors, three 30" branding monitors, two 12' counter displays with three product features each, and three banner stands with single product feature for each, two kiosk towers with three product features each. This option also includes one overhead banner of round or cube design. Six representative slots for guest interaction as public chat, one-on-one, or queued scheduling for engagement. Standard video or VR option available on all options.



Additional Sponsor Opportunities

Banner Stands

36x84" vertical banner with ability to allure guests from the outside parameter of your booth. Create a full Banner Wall for greater impact with three highlighted banners side by side. Available with all booth options.



Additional Sponsor Opportunities

Overhead Displays


Expand your conventional opportunity with eye-catching overhead displays. This 20'x3' banner option gives your booth the attention it deserves. This feature may be used for branding, promotions or simply graphics to attract guests amidst others. Whether you choose to make it responsive or static, overhead displays are a versatile way to feature new products. Available with gold booth option or above.



Additional Sponsor Opportunities

Welcome Counter

The 12' welcome counter accommodates up to three (3) responsive product displays. Communication is available through subpage for each product highlight, so you can engage directly in a distraction-free environment with your conference leads. Available with silver booth option or above.



Additional Sponsor Opportunities

Tower Kiosk

Accommodates up to three responsive display images. Communication is available through subpage for each panel highlight, so you can engage directly in via landing page with specific details and communication. Available with silver booth option or above.



Booth Builder

EXHIBITOR HELP

Overview: In the Exhibitor Section you will be able to submit Exhibitor Sponsor information and Event Booth materials. If you do not wish to create a new Exhibitor by clicking "New Exhibitor" All authorized users can create a new Exhibitor by clicking "New Exhibitor".

Items: Items are the individual sections, and external links, that are added to a booth. Once an item is added to a booth, it will show up in the booth's Item list with a symbol of what the item is, the title of the item, and the description assigned to it.

Sections: will let you specify the individual navigation buttons in a booth. Within each Section the items specified for the section will be listed as well as an overview description of the section if specified on the section edit page.

Preview: will allow you to preview the booth as it will show in the event. Please note that booth previews will not be active until your project manager has uploaded your booth's exhibit hall selector image and the booth's branding logo. Please send those to your project manager - the images need to be 150x124px and 200x200px.

Admins: This is where you will assign admins for each booth. They will be able to access the booth edit link (available on the Edit section of the booth), the booth preview, and will be able to create and upload sections and items to their booth.

Delete: will permanently delete the booth. Please be absolutely sure you want to delete the entire booth before doing this, as there is no way to get that

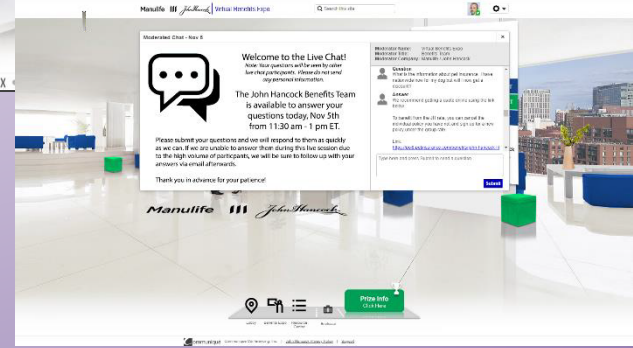
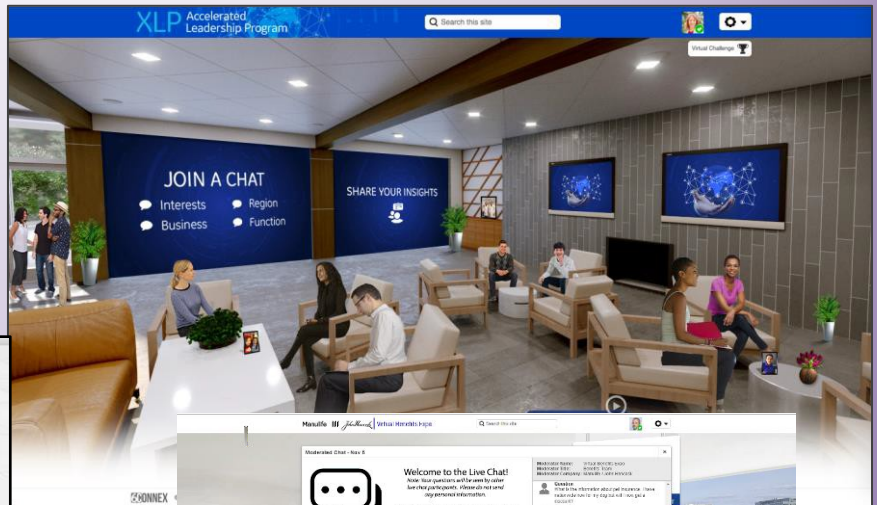
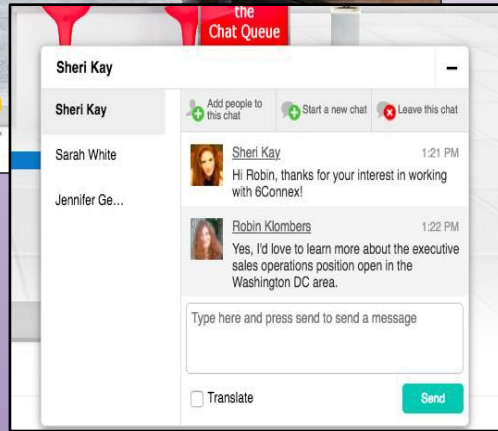
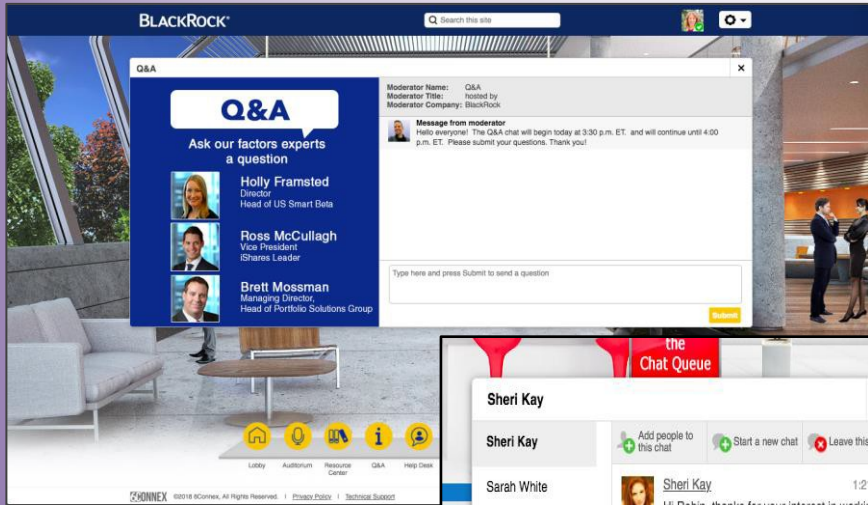
**Booth Builder
Allows You To
Upload Your Own
Booth Aspects**

EXHIBITORS

NEW EXHIBITOR >>>

Name	Items	Sections	Preview	Admins	Edit	Delete
GOI Solutions	view	view	preview	admins	edit	[Delete]
Sample Booth	view	view	preview	admins	edit	[Delete]
WOWSER	view	view	preview	admins	edit	[Delete]
ACME, Inc.	view	view	preview	admins	edit	[Delete]
Bits on the Wire	view	view	preview	admins	edit	[Delete]
Bits on the Wire 2	view	view	preview	admins	edit	[Delete]
Optos, Inc.	view	view	preview	admins	edit	[Delete]
VisionWeb	view	view	preview	admins	edit	[Delete]
Diopsys, Inc.	view	view	preview	admins	edit	[Delete]

Connect and Engage Securely with Attendees



1:1 Chat, Public Chat, Moderated Chat, Private Group Chat, Announcements, Email

Booth Example


Innomed
Orthopedic Instruments

- WELCOME
- ABOUT US
- HIP & KNEE
- SHOULDER & ELBOW
- PRODUCT VIDEOS
- PRODUCT DEMOS
- IN THE NEWS
- NEW PRODUCTS
- 2020 CATALOG
- CHAT WITH REP

Welcome to the Innomed Orthopedic Instruments booth

Berger Block Positioner
Designed for lower extremity positioning with dual height options

Use in Hip Surgery

Use in Knee Surgery

2020 Catalog now available

LIVE BOOTH REPORT Total Unique Attendee Visits: 4 Total Registrations for Event: 73

Trade Show Booths | 888-912-8122 | 888-912-8122 | 888-912-8122

This is a friendly legal reminder that these graphics are proprietary and protected under intellectual property laws on behalf of Platinum Presents, LLC.

Booth Chat Example

The screenshot displays a digital booth interface for Innomed Orthopedic Instruments. On the left, a vertical menu lists navigation options: WELCOME, ABOUT US, HIP & KNEE, SHOULDER & ELBOW, PRODUCT VIDEOS, PRODUCT DEMOS, IN THE NEWS, NEW PRODUCTS, 2020 CATALOG, and CHAT WITH REP. The main content area features a green header with the text "Welcome to the Innomed Orthopedic Instruments booth" and two images of surgical procedures, one labeled "Use in Hip Surgery" and the other "Use in Knee Surgery". A "2020 Catalog" link is also visible. On the right, a chat window titled "Chat" is open, showing a "Who's Here?" section, a text input field with the placeholder "Enter your message here", and a "Send" button. Below the chat window, there are links for "Download Booth Report", "Chat Log", "Download Session Report", "Manage Booth Admins", "Booth Show/Hide Booth", and "Hide Chat". A "LIVE BOOTH REPORT" section shows "Total Unique Attendee Visits: 4" and "Total Registrations for Event: 73". At the bottom, a table lists "Current Attendees in your Booth:" with columns for First name, Last Name, Email, Phone, Company, and Title. The table contains one entry: Melissa Mathews, with email mmathews.email@gmail.com.

Innomed
Orthopedic Instruments

WELCOME
ABOUT US
HIP & KNEE
SHOULDER & ELBOW
PRODUCT VIDEOS
PRODUCT DEMOS
IN THE NEWS
NEW PRODUCTS
2020 CATALOG
CHAT WITH REP

2020 Catalog

Chat X Close

Who's Here ?

Enter your message here

Send

Moderate Chat Public Chat

LIVE BOOTH REPORT Total Unique Attendee Visits: 4 Total Registrations for Event: 73

[Download Booth Report](#) [Chat Log](#) [Download Session Report](#) [Manage Booth Admins](#) [Booth Show/Hide Booth](#) [Hide Chat](#)

All Excel reports exclude event staff Reports may take up to 3 minutes to generate based on volume.

Current Attendees in your Booth:

First name	Last Name	Email	Phone	Company	Title
Melissa	Mathews	mmathews.email@gmail.com			

This is a friendly legal reminder that these graphics are proprietary and protected under intellectual property laws on behalf of Platinum Presents, LLC.

Virtual Production / Webcasting Solutions



Get Motivated / Gamification

**Check the leaderboard
for YOUR score!**

For updates, points allocation,
certification and/or prizes...
Gamification increases
engagement for your
attendees.



Social Media Integration



Industry Updates

Industry Updates

Our Monthly Industry Updates are a summary and analysis of newsworthy agency/client developments picked up in recent trade-related publications and news media.

Receive a print copy and be notified by email of the latest industry Updates / Articles

SUBSCRIBE

Latest Posts

INDUSTRY UPDATE VOLUME 44

03/30/2020

Executive Summary—Monthly Recap: The headlines were initially centered around the impact on the advertising industry of the "Cookie Apocalypse" or "Cookie-pocalypse" as some call it. But it's the coronavirus (COVID-19)

READ MORE

INDUSTRY UPDATE VOLUME 43

03/02/2020

Executive Summary – Monthly Recap: Super Bowl 2020 was another great display of the industry's strength and focus with a sold-out inventory. There were complaints about too many movie references;

READ MORE

INDUSTRY UPDATE VOLUME 42

01/27/2020

Executive Summary – Monthly Recap: Buzzwords in 2019 were "Brandformance", "Storyliving", "Snackable," and "Hyper-relevant/targeting." So 2020 is supposed to bring a bit of maturity to an industry that is sometimes

READ MORE

Real-Time/Anytime Metrics - Actionable Data

Metrics for Your Event Program

Registration Dashboard

Filter By:

Date Range

Apr 23, 2018 - Apr 28, 2018

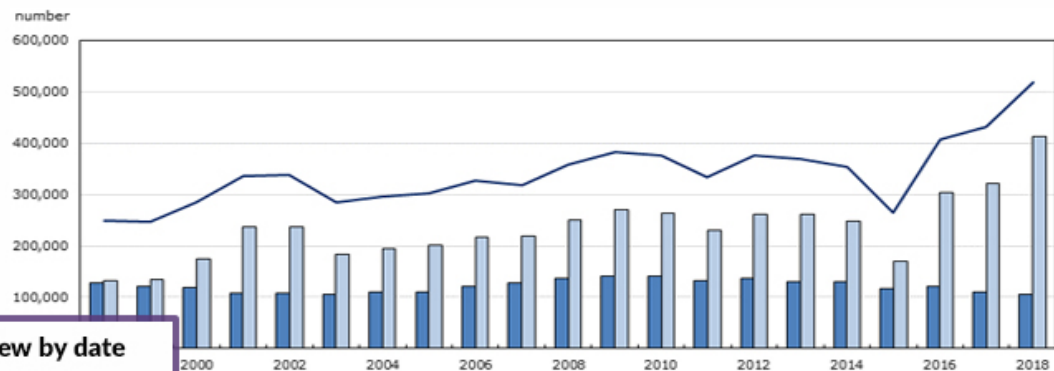
or

Specific Day

Apr 28, 2018

Overlook Registration Reports

Total Registrations by Industry



View by date
range or
specific day

One click
access to all
reports

Full External Source Integration + API capabilities
SSO and Internal Event Security customization

- ✓ Total Registrations
- ✓ Total Unique Attendees
- ✓ Total/Unique Views by Content Item
- ✓ Attendee Details by Content Item
- ✓ Total/Unique Views by Webinar
- ✓ Attendee Details by Webinar
- ✓ Total/Unique Entries by Booth
- ✓ Attendee Details by Booth
- ✓ Total/Unique Auditorium Entries
- ✓ Attendee Details - Auditorium
- ✓ Badge Sweipes by Location
- ✓ Attendee Details - Badges Swipes
- ✓ Total Content Views by Location
- ✓ Attendee Details by Location & Content
- ✓ Total 1:1 Chats Initiated
- ✓ Chats Initiated by Attendee
- ✓ Average Duration
- ✓ Visits by Region
- ✓ Visits by Device
- ✓ Master Registrant Report
- ✓ Resume/CV Submission

NOT JUST BETTER. BEST.

PLATINUM

Presents

www.PlatinumPresents.com

Powered by: ImageSAFE

Registered U.S. Patent 5,985,532