

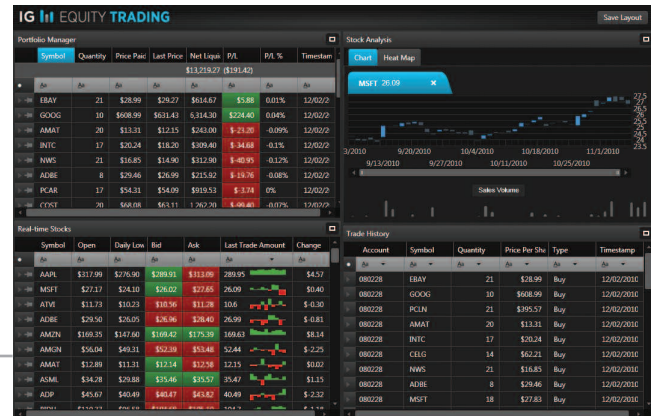
ULTIMATE | NETADVANTAGE® ULTIMATE

9 Products, 1 Package

NetAdvantage® products have enabled hundreds of thousands of developers worldwide to create superior user experiences across all platforms of the Microsoft® .NET platform—ASP.NET, Windows Forms, WPF and Silverlight. With full support for Visual Studio® 2010, Expression Blend, the .NET 4 Framework and the latest in Microsoft® Office 2010 style, you have the high performance user interface (UI) controls necessary to create any type of line of business, data visualization, mobile, reporting or dashboard application. All with high performance, complete usability and the "Wow!" factor.

NetAdvantage for WPF

Whether you need to data bind millions of records with the rendering speed to show the first screen in milliseconds, or the stunning visual effects and support for WPF 4 and its Visual State Manager, our WPF controls include Grid, Charting, Scheduling, Office Ribbon, and more to take care of presenting your information with power, clarity, and motion.



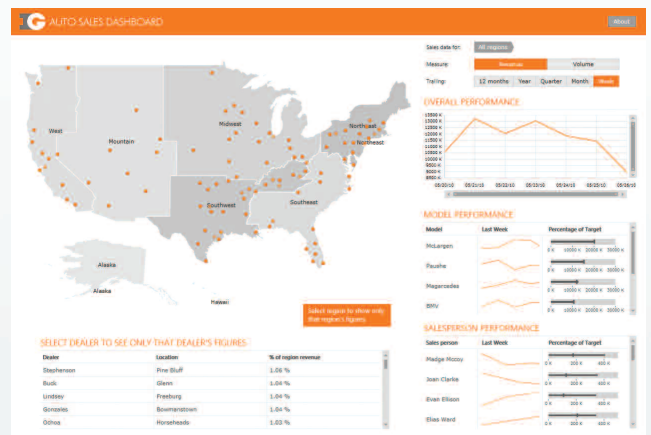
NetAdvantage for Silverlight

Leading with the fastest Silverlight data grid control available on the market today, you have a robust toolbox for creating the most modern and exceptional user experiences. With the Office 2010 Scenic Ribbon, OutlookBar, high performance DataTree, Scheduling suite of controls, Microsoft Excel integration, Docking Manager, TilesPanel and more, you can exceed your customers expectations with the next generation RIA experiences you build!



NetAdvantage for Silverlight Data Visualization & NetAdvantage for WPF Data Visualization

Create high-end Business Intelligence and Data Visualization applications and dashboards with our comprehensive collection of XAML based user interface controls. Communicate complex information clearly and effectively with controls like our high-end OLAP Pivot Grid, industry leading high speed Charting with Financial Indicators & Analytics, Dashboard Gauges, Geospatial or Geographical interactive UIs, Barcodes, Treemaps, Organizational Charts, Network Node Maps and more.

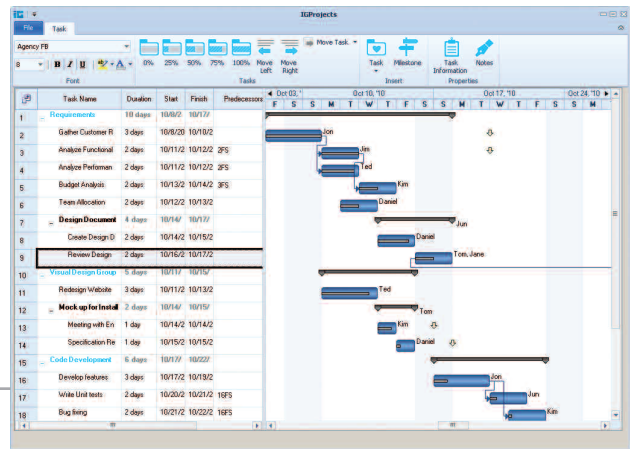


TAKE YOUR APPLICATIONS TO THE NEXT LEVEL
WITH OUR TOOLS **INFRAGISTICS.COM**



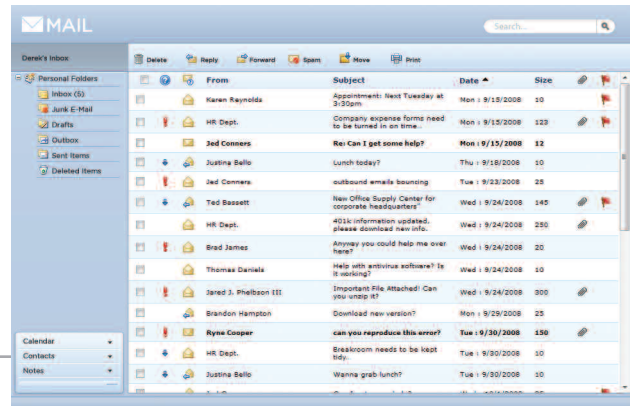
NetAdvantage for Windows Forms

Build rich Windows Forms UI with Office 2010 Style. With the breadth and depth of Office® 2010 and Windows® 7 user experiences with our scenic ribbon control, one of the most fully-featured .NET data grids on the market, complete scheduling suite of controls, rich 2D and 3D charting, and even powerful Gantt charts with Microsoft® Project-style richness you can build the richest most full featured desktop applications.



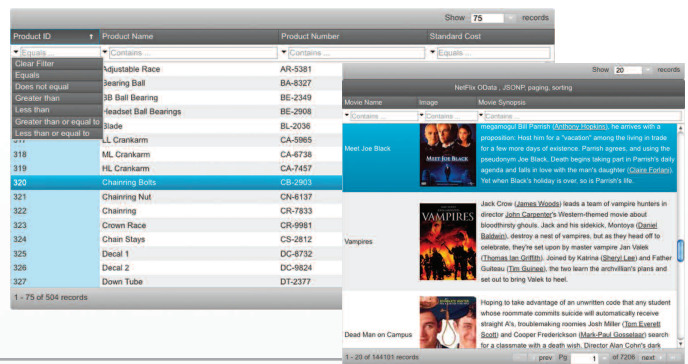
NetAdvantage for ASP.NET

Our complete ASP.NET AJAX based toolset includes two high performance data grids—including the WebHierarchicalDataGrid™—charts, calendars, menus, trees, tabs, rich WYSIWYG HTML editing, integrated and standalone spell checking, CAPTCHA, explorer bars, scheduling, data entry editors and more to create Web applications with all the richness users are accustomed to on desktop applications.



NetAdvantage for jQuery

The most robust and forward-thinking product we have based on emerging Web technologies including HTML 5 and CSS 3. By leveraging real-world best practices, frameworks and standards, you can build Web pure client HTML and Microsoft MVC 2 & MVC 3 applications on a solid and proven foundation without any plug-ins or extensions using controls like our high performance virtualized Data Grid and more.



NetAdvantage for Mobile

We help you go after the burgeoning mobile device market whether you're deploying to Windows® Phone 7, iPhone®, iPad® or Android®-based devices. We will bring you Microsoft Silverlight mobile controls for multi-touch and mobile experiences on Windows Phone 7, and Mobile UI controls that target the Apple iPhone®, iPad® and Google® Android®-based devices.

NetAdvantage Reporting

With industry firsts such as native WPF and Silverlight-based design-time and rendering capability, NetAdvantage Reporting will deliver the "must-have" features for reporting, including support for Images, Filtering, Alignment, Headers, Footers, Grouping, Export to create PDF reports and Excel workbooks, and more, including the ability to host the report viewer in Windows Forms, ASP.NET, WPF or Silverlight applications.

TAKE YOUR APPLICATIONS TO THE NEXT LEVEL
WITH OUR TOOLS **INFRAGISTICS.COM**

