

MultiMap: Multilingual visual naming test for the mapping of eloquent areas during awake surgeries


Sandra Gisbert-Muñoz^{1,2}, Ileana Quiñones¹, Lucia Amoruso^{1,3}, Polina Timofeeva^{1,2}, Shuang Geng^{1,2}, Sami Boudelaa⁴, Iñigo Pomposo⁵, Santiago Gil-Robles^{5,6}, Manuel Carreiras^{1,2,3}

¹Basque Center on Cognition, Brain and Language (BCBL), San Sebastian, Spain, ²University of the Basque Country, UPV/EHU, Bilbao, Spain, ³IKERBASQUE, Basque Foundation for Science, Bilbao, Spain, ⁴United Arab Emirates University, ⁵BioCruces Research Institute, Bilbao, Spain, ⁶Department of Neurosurgery, Hospital Quirónsalud, Madrid, Spain.



Introduction

In **awake brain surgery**, object naming is the gold standard task for identifying language-related areas.




Improve surgical language mapping

VERB MAPPING

Behavioral, electrophysiological, and neuroanatomical evidences show that **verbs** and **nouns** differ at the lexical, semantic, morphological, and syntactic levels.

MULTILINGUAL MAPPING

Evidence of common and specific brain areas underpinning different **languages** and bilingual aphasia reports, where a bilingual patient gets selectively impaired in one language.



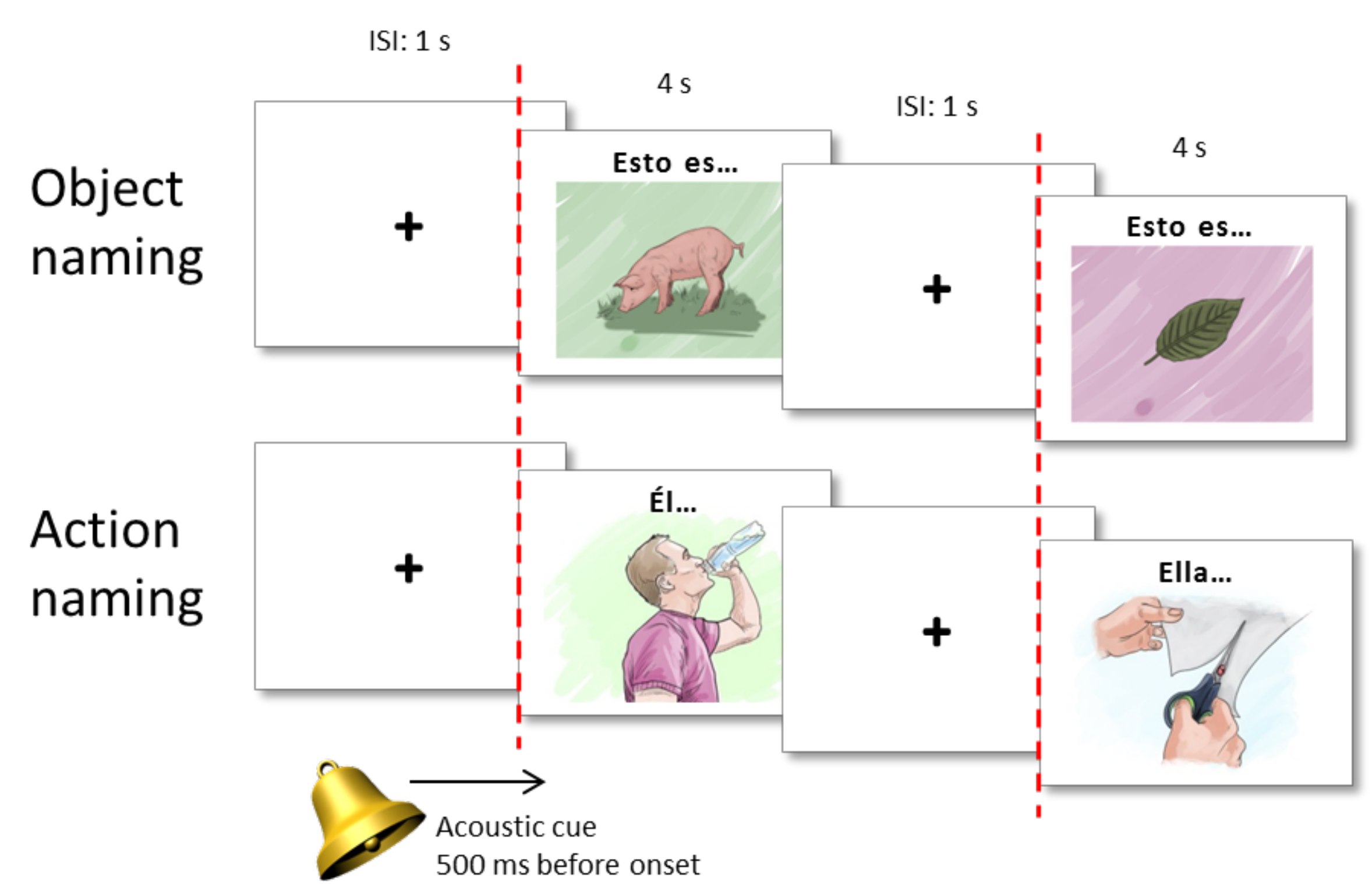
Development of **MultiMap**

Database of standardized color pictures depicting common objects and actions, normed for **name agreement** in Spanish, Basque, Catalan, English, French, Chinese, and Arabic and equated for a number of **linguistic variables** between Spanish and the other languages to facilitate testing bilingual patients.

Results

MULTIMAP

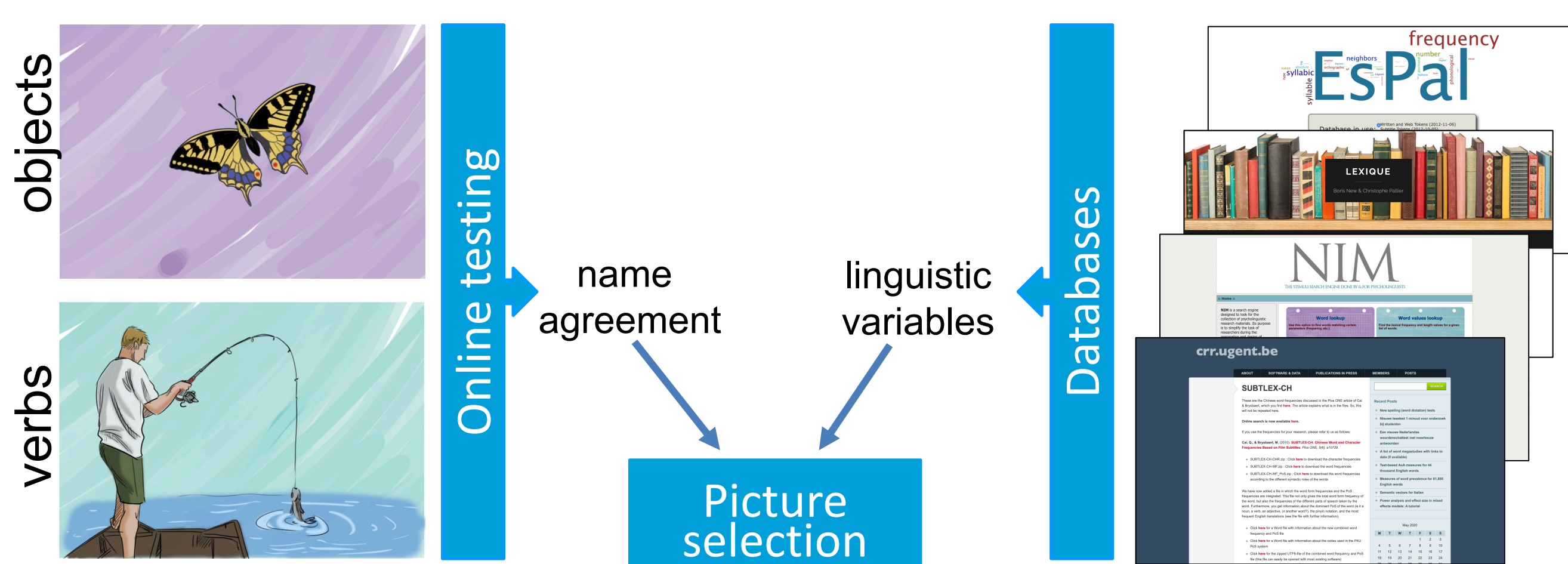
- Cross-language combinations generated for Spanish - Basque, English, and French.
 - Name agree > 80%
 - Psycholinguistic variables for objects and verbs equated both **within and between languages**.
- Single-language lists equated for objects and verbs.



Method

MATERIAL SELECTION

- Creation of an initial set of pictures depicting 109 nouns and 109 action verbs.
- **Name agreement** data for each picture collected on 100 participants for each of the languages on an online platform.
- Picture selection for **each language** so that word frequency, number of letters, number of substitution neighbors, and name agreement were equated for objects and actions.




CROSS-LANGUAGE COMBINATIONS

- The psycholinguistic variables were controlled between languages to create cross-language combination lists.

VALIDATION

- With the Spanish version, we tested the images as they would get used in a surgery setting in a group of 20 participants (13 female; mean age = 35,55; SD = 13,64).

MultiMap



MultiMap is the first tool designed specifically for multilingual language mapping in awake surgery.



[bioRxiv](#)



[repository](#)

REFERENCES

- Ojemann, G., & Mateer, C. (1979). Human language cortex: localization of memory, syntax, and sequential motor-phoneme identification systems. *Science* (New York, N.Y.), 205(19), 1401–1403.
- Snodgrass, J. G., & Vanderwart, M. (1980). A standardized set of 260 pictures: norms for name agreement, image agreement, familiarity, and visual complexity. *Journal of Experimental Psychology: Human Learning and Memory*, 6(2), 174–215.
- Vigliocco, G., Vinson, D. P., Druks, J., Barber, H., & Cappa, S. F. (2011). Nouns and verbs in the brain: A review of behavioural, electrophysiological, neuropsychological and imaging studies. *Neuroscience and Biobehavioral Reviews*, 35(3), 407–426.