


# RAYZIST

Photomask®

PRODUCT GUIDE 2020



# PROFITS & POSSIBILITIES

The versatility of sandcarving with photoresist films equips a business with engraving on various materials, multiple depths and optional color-fill. The best part of starting a sandcarving business is the low investment, low maintenance with higher profits per product over any other engraving methods. Sandcarved products yield a three to seven-time markup depending on the item.

## CARVE YOUR STORY

Sandcarving provides business owners options. You can provide endless possibilities to your clients. Sandcarve on crystal, glass, wood, metal, spirit bottles, natural stone, bricks, pavers, acrylic and much more. **CARVE YOUR STORY**, you are only limited by your creativity.

## SUPPORT

Unlimited direct support and knowledge from the manufacturer. Rayzist has been manufacturing sandcarving systems and automatic washout systems for 35 years, photoresist films for 40 years. Rayzist is equipped with an experienced staff offering educated support for photoresist films, artwork and sandcarving. Our Custom Mask Service is operated at our Rayzist facility. We produce 100's to 1000's of photoresist stencils a day. This consistent production keeps our staff knowledgeable on the process of photoresist.

## INVESTMENT

Rayzist systems are built 100% in the USA with the finest and most durable materials that will serve you for years to come. Process a few profitable jobs and the system is paid, the rest are profits. Rayzist has been serving companies just like yours since 1985.

**STAINED GLASS** ARCHITECTURAL  
ENGRAVERS **WEDDINGS** WATER PIPES

# INDUSTRIES

GLASS ARTISTS **BARWARE** DONOR  
**SIGNAGE** GLASS BLOWERS RECOGNITION  
FUSED GLASS **HOBBYIST** **MONUMENT**





WOOD



POWDERCOATED SURFACES

WINE BOTTLES



WATER BOTTLES



# CARVE YOUR STORY...

*everyone has a story to tell, why not carve yours? Here are just a few examples of what sandcarving can do!*



BARWARE



ROCK SLAB



SPIRIT BOTTLES

# OUR STORY

Like many great businesses Rayzist began in a garage in Tucson, Arizona selling the invention of photoresist stencils.

In the early 80's Randy Willis was Rayzist Photomask's first hired employee. Randy was a former underground miner and accustomed to hard work. His hard work was necessary for the two-man team to introduce photoresist films to the sandcarving market. His wife Edelia and their children would soon join him at Rayzist Photomask. In 1995, Randy and Edelia purchased the company.



Randy & Edelia Willis

Rayzist started as a photoresist film manufacture and remains a manufacturer today of sandcarving films and equipment. Rayzist Photomask created the first photoresist film and sandcarving system for this industry 35 years ago. Today, we proudly manufacture our sandblast films, sandblast systems and automatic washout systems in Vista, California.

A strong family with great vision, hard work, sacrifice and faith in God is the foundation of which Rayzist Photomask was built. Today Rayzist has over 55 employees. Rayzist is still very much a family-based business. Randy and Edelia built a foundation of customer service, integrity and quality products making Rayzist Photomask the company what it is today.

**CONTACT &  
CONNECT WITH US**



@RAYZIST\_PHOTOMASK



@RAYZISTPHOTOMASK



@RAYZISTSERVICE



@SANDCARVING

955 Park Center Dr. Vista, CA. 92081 USA

800.729.9478 | sales@rayzist.com | orders@rayzist.com

## CONTENTS

- Sandcarving Process
- Sandcarving Systems
- Sandcarving Films
- Exposure Systems
- Equipment Bundles/Production
- Automatic Washout System
- Monument Builders
- Education: Learn Sandcarving



# SANDCARVING


## INDUSTRIES & PROCESS

### WHAT IS SANDCARVING?

Sandcarving is one of the simplest and most accessible methods for personalizing or decorating glass, crystal, marble, stone and other surfaces. With a low entry cost, sandcarving is surprisingly affordable. Sandcarving is often referred to as sandblasting and has been around for many decades in the decorative and architectural industries.

### THE SANDCARVING PROCESS

First, a photomask (mask, stencil, premade pattern or template) is applied to the surface that's being carved. Where the surface is covered with the photomask, it is completely protected from the cutting impact of the abrasive. An abrasive, sand-like material (such as aluminum oxide or silicon carbide) is propelled onto that surface. The abrasive carves the surface only in the open areas of the stencil, while the areas covered by the photomask remain smooth and spotless. The result, the impression made in the glass, crystal or stone cleanly follows the pattern of the photomask.



# SANDCARVING

SYSTEMS





## KEY FEATURES

- *HEPA Filtration*
- *LED Lighting*
- *Epoxy Powder Coating*

## KEY FEATURES NOT SHOWN

- *Height Adjustment*
- *Angle Iron Frame*
- *14 & 16 Gauge Steel*
- *100% Seem Weld*

## HEPA FILTERATION

(BUILT ON BACK)



*HEPA filtration System is another facet of the Premium Dust Collector which provides you with efficient filtration and separation built into the system providing a definite separation and capture of dust particles while in use, providing a much cleaner environment over competing models. HEPA filtration contains 99.97% of dust particles. The HEPA filtration bags are designed as an internal filtration containing any dust and debris from escaping into the air.*

## LED LIGHTING

*Lighting is designed to provide bright clear visibility while sandcarving. The lighting is placed specifically at the top of the cabinet casting LED lighting throughout the entire working area, yet not directly into the sandcarver's eyes.*

## VORTEX


*Vortex Air Wash spins out usable blast media and the finest dust particles are removed. This technology automatically separates the unusable abrasive from the usable abrasive. This technology enables you to recycle your media in 90 seconds, allowing for unrestricted abrasive flow, maximizing the recycle rate and life of your abrasive. Ensuring less down time for abrasive refills.*




## EPOXY POWDER COATING

*Powder Coating is a process called "Electrostatic Spray Deposition" (ESD) and is used to achieve the application of the epoxy powder coating to a metal substrate. Powder coating results in a thick, dense finish on metal products which are more durable and last longer than conventional or industrial painting. Rayzist Photomask spends the extra effort and costs to ensure every sandcarving and automatic washout system is epoxy powder coated to produce the most durable finish.*

## 1924 TECHNICAL SPECS



Dust Collector



Side Entry Door



LED Lights



41.5"  
Standing Height

Fixed Height

## 1924 Sandcarving System

### System Capability

Blasting pressure: 5psi to 100psi  
Abrasive: 220 grit to 80 grit

### System Specs

Inside work space: 19"d x 24"w x 24"h  
Outside dimensions: 23"d x 25.5"w x 66"h  
Cabinet weight: 330 lbs

### System Requirements

Standard 110 volt, 15 amp (Optional upgrade to 220 volt)  
Air consumption at 30 psi = 5.5 cfm  
(Recommended Grainger model # 48UYo4)

### Additional System Features

LED Lighting  
Blast speed  
Air and Sand flow mixing valves  
Controlled media stream  
14 Gauge Prime Steel  
Epoxy Powder Coated  
Includes stand alone dust collector

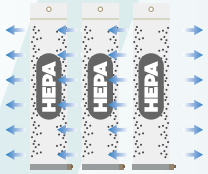
# 1924 Sandcarving System

# \$3920.00


Lease for 36 months @ \$134.00



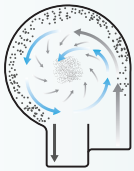
## 2034 TECHNICAL SPECS



HEPA Dust Collector



Double Door Access



Vortex Reclamation System



40" to  
50.5"  
Standing Height

Adjustable Height



## 2034VX Adjustable Sandcarving System

### System Specs

Inside work space: 22" d x 34" w x 24" h  
Outside dimensions: 34" d x 39.5" w x 80" h  
Cabinet weight: 560 lbs

### System Capability

Blasting pressure: 5psi to 100psi  
Abrasive: 220 grit to 80 grit

### Additional System Features

LED Lighting  
Exclusive Ergonomic Design / adjustable  
Vortex air wash reclaimed media  
Powerful 740 CFM Interior Airflow  
Suction  
14 Gauge Prime Steel  
Epoxy Powder Coated  
Premium HEPA Filtration

### System Requirements

Standard 110 volt, 15 amp  
(Optional upgrade to 220 volt)  
Air consumption at 30 psi = 5.5 cfm  
(Recommended Grainger model # 48UYo4)

## 2034VXA Sandcarving System


# \$6180.00

Lease for 36 months @ \$201.00

# 2648VX Sandcarving System

Super grit pit

*Butch Young*



## System Specs

Inside work space: 24" d x 48.5" w x 40" h

Outside dimensions: 41" d x 54" w x 86" h

Cabinet weight: 950 lbs

## System Capability

Blasting pressure: 5psi to 100psi

Abrasive: 220 grit to 80 grit

## System Requirements

Standard 110 volt, 15 amp

Air consumption at 30 psi = 5.5 cfm

(Recommended Grainger model # 48UY04)

## Optional Upgrades

220 volt, 50 hz dust collector motor - \$175.00


# System Features

- Dual vortex technology
- Automatic recycling pressure pot
- Built-in premium HEPA dust filtration system
- High efficiency motor
- Powerful 740 CFM/Interior airflow suction
- Self-contained disposal system
- Ergonomic cabinet design
- Seam-welded
- Epoxy powder coated
- Large padded arm entry separator
- 16" LED Bar (11200 lumen)
- Adjustable blasting shelf
- Oversized viewing window
- Full size front entry door
- Built on locking wheels
- Heavy duty foot pedal
- Foot switch valve
- Carbide nozzle
- Pressure regulator/Water separator
- Exclusive air curtain
- Lighting (two-switch operation)
- Neoprene lined cabinet interior
- 110 volt
- Front entry abrasive tray
- US Prime Steel
- 14 and 16 Gauge Steel Construction

# \$9,625.00



# FILMS



# SR3000™ SELF-STICK FILM

## Industry Standard of Photoresist Film

SR3000™ does it all. This is a self-stick, repositionable photoresist film that you can trust with high resolution images, deep etches and fine details. From exposing to blasting, SR3000™ helps you get it done faster and more efficiently than ever before.



- Repositionable
- Excellent Detail
- Self-Stick film
- Fast exposure
- Quick washout
- Flexible & Versatile

## WHY SR3000™?

This Self-Stick film is pressure sensitive film making it repositionable. It will adhere to any polished surface such as glass, crystal, metal and ceramic.

## ARTWORK:

SR3000 provides the highest resolution of photoresist films. Black and white vector artwork (black = blast).

## BLAST:

SR3000 allows for a quick blast due to no layer of adhesive. This Self-Stick film endures blast pressures from 25PSI to 55PSI and 220 to 120 grit abrasive depending on the Mil thickness. Optional Light frosting engraving is ideal with SR3000 Self-Stick film.

## PAINT:

SR3000 is perfect for Color Fill since the stencil removes easily with no residue left behind.

Thickness		5 Sheets		10 Sheets		25 Sheets		25' Roll		50' Roll		100' Roll
MIL	595 sq. in.	8.5" x 14"	1,190 sq. in.	8.5" x 14"	2,975 sq. in.	8.5" x 14"	4,200 sq. in.	14" x 25'	8,400 sq. in.	14" x 50'	16,800 sq. in.	14" x 100'
3	\$.069	\$43.44	\$.064	\$80.92	\$.059	\$184.45	\$.057	\$252.00	\$.051	\$453.60	\$.045	\$772.80
4	\$.074	\$46.41	\$.069	\$86.87	\$.064	\$202.30	\$.062	\$277.20	\$.056	\$495.60	\$.050	\$873.60
5	\$.079	\$49.39	\$.074	\$92.82	\$.069	\$217.18	\$.067	\$298.20	\$.061	\$537.60	\$.055	\$957.60





# SRX23

A Clear Choice for Production

NEW PRODUCT!!!

SRX23™ | Detail like 5mil • Blast like 7mil

SRX23™ is an adhesive coated film for the production user that demands higher blast pressure and deep carving. The SRX23 is repositionable for easy image placement with superior blast resistance yet perfect choice for color fill applications with easy mask removal.

- Repositionable
- Pre-Adhesive
- Fast Clean Up
- Fast exposure
- Quick washout
- High Pressure Blast
- No Soak in Water needed for mask removal

## ARTWORK:

For easy removal of stencil place a 2pt border around image area. The 2pt border is a peel line. Mirror/Reflect image in graphics program for Front Blast.  
*\* note, right reading film prints = Back Etch blasts \**

## PRODUCTION:

Once film is developed, stack sheets. Remove stencil from peel line and apply to substrate. Reposition stencil as needed.

## BLAST:

SRX23™ has expectational blast resistance to endure coarse grit with high pressure that is often used in production facilities. Blast stencil at 45PSI or greater with 120 or 150 grit abrasive.

## PAINT:

Leave stencil on substrate after blasting and apply a Color Fill application. After paint dries, remove stencil with no residue left behind. Mask removes easily for fast clean up.



Thickness		5 Sheets	10 Sheets	25 Sheets	25' Roll	50' Roll	100' Roll					
MIL	595 sq. in.	8.5"x 14"	1,190 sq. in.	8.5"x 14"	2,975 sq. in.	8.5"x 14"	4,200 sq. in.	14"x 25'	8,400 sq. in.	14"x 50'	16,800 sq. in.	14"x 100'
5	s.095	\$56.79	s.089	\$106.74	s.084	\$249.75	s.082	\$342.93	s.074	\$618.24	s.066	\$1,101.24

# SR2000™ FILM

## Trusted Performance Photoresist



SR2000™ is a non-stick photoresist film that provides excellent detail and gives you the power to carve compelling depths on a variety of surfaces. With SR2000™, you can carve confidently on all substrates, including non-polished and irregular surfaces. By applying your own adhesive, you have the ultimate control of the bond.

- Easy Application
- Fast Clean Up
- Durable monument grade photoresist
- No Weeding

## WHY SR2000™?

SR2000™ is the preferred photoresist film when a high tack bond (adhesive required) is required to secure the photomask to substrate. This high tack bond is ideal for unpolished, porous, uneven natural stone surfaces. Carve fine details and compelling etches on a variety of

## ARTWORK:

SR2000 holds detailed artwork for unpolished or deep carvings. Black and white vector artwork (black = blast).

## APPLICATION & BLAST:

Apply RZ2 brush-on or RZ3 sprayable adhesive to dried stencil. Placed stencil on substrate and squeegee with pressure. SR2000 endures blast pressures from 35PSI to 80PSI and 150 to 80 grit abrasive depending on the Mil thickness.

## PAINT:

SR2000 is perfect for Color Fill since the stencil removes easily.

Thickness		5 Sheets		10 Sheets		25 Sheets		25' Roll		50' Roll		100' Roll
MIL	595 sq. in.	8.5" x 14"	1,190 sq. in.	8.5" x 14"	2,975 sq. in.	8.5" x 14"	4,200 sq. in.	14" x 25'	8,400 sq. in.	14" x 50'	16,800 sq. in.	14" x 100'
6	\$.079	\$49.39	\$.074	\$92.82	\$.069	\$217.18	\$.068	\$302.40	\$.062	\$546.00	\$.056	\$974.40
9	\$.113	\$67.24	\$.108	\$128.52	\$.103	\$306.43	\$.103	\$432.60	\$.098	\$823.20	\$.093	\$1,562.40



# LAZERMASK™

Apply • Laser • Carve | SANDCARVING FILM

## THE BEST OF BOTH WORLDS!

LazerMask™ couples the precision of laser engraving with the beauty of traditional sandcarving.

LazerMask™ is an extremely durable sandcarving film and designed to be used with your CO2 or YAG Laser. The film is coated with a high tack adhesive for superior bond strength. LazerMask is a tough film and able to endure sandcarving natural stone, but able to provide a deep to surface etch on glass or crystal. LazerMask is recommended to use with Color Fill applications and cleans easily with no residue left behind.

Utilize the accuracy and speed of a laser engraver to produce high-resolution stencils with LazerMask. Laser engravers can achieve depth into glass, crystal, hard surfaces and stone with the simple process of a laser engraver, LazerMask and a sandcarving system.



### BENEFITS

- Durable & able to handle detail
- Flexible
- Fast burn time
- Non PVC sandcarving film
- Curved Surfaces
- Great for color fill application
- Fast easy clean up
- Reasonably priced
- Made in the USA
- Manufacturer direct film support

100' ROLL	Sq. In.	Price	Sq. In. Price
4" x 100'	4,800	\$96.00	\$0.02
6" x 100'	7,200	\$144.00	\$0.02
8" x 100'	9,600	\$192.00	\$0.02
10" x 100'	12,000	\$240.00	\$0.02
12" x 100'	14,400	\$288.00	\$0.02

200' ROLL	Sq. In.	Price	Sq. In. Price
4" x 200'	9,600	\$144.00	\$0.015
6" x 200'	14,400	\$216.00	\$0.015
8" x 200'	19,200	\$288.00	\$0.015
10" x 200'	24,000	\$360.00	\$0.015
12" x 200'	28,800	\$432.00	\$0.015

Note: Special sizing available on request.

# Custom Mask Service

## Ready to use Photomask Stencils

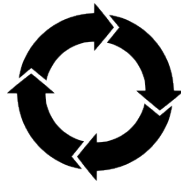
Rayzist has been producing custom photomasks for over 35 years, servicing companies worldwide. Our production department utilizes state of the art equipment to produce artwork from basic, to the most difficult designs, in small and large quantities.

### Our cost effective solution

Rayzist has an in-house art department with qualified graphic artists. We can produce virtually any size mask from small to large format for use on glass, crystal, natural stone, monument stone, or any hard surface. Our Custom Mask service is cost effective starting at \$0.12 per square inch. The service is easy to use: email or upload your artwork and we will send you finished sandcarving masks, ready to use.



Upload



Process



Ship

### WHAT'S AVAILABLE THROUGH CUSTOM MASK SERVICE?

#### Standard Orders

Single or multiple images up to 14"x40". Any mil thickness.

#### Photographs

Create half-tone, dithered, mezzotint and Illustration images from your photo.

#### Large Format

Image greater than 14" and up to 40"x50". Any mil thickness.

#### Large Production Runs

Greater than 5000+ square inches in one project. Any mil thickness.

#### Monument Builders Stone & Bricks

Photomask equipped for monument blasting and all natural stone.

#### Donor Recognition

Photomasks for churches, colleges, on-sites and bricks.

Submit artwork by 11am(PST) for same day processing.



# EXPOSURE

SYSTEMS



# LUMINEX 40100



- Exposure Area 14x22"
- 7 Super Actinic UV tubes
- Constant Illumination over entire exposure area
- Powerful Vacuum for optimal compression
- Quick Exposure Time
- Shipping weight 90lbs

The Luminex 1422 has a professional compression that is used for detailed images and quick exposure. The Luminex will expose 2 legal size sheets in 6 seconds.

Produce the highest quality photoresist stencils with Luminex 1422.

## COMPACT



## COMPRESSION



## DIGITAL TIMER





# Mask Making Kits

Rayzist makes it easy to start producing your own high quality sandcarving masks with our Mask Making Kits. The photoresist masks are used to sandcarve on glass, crystal, metal, wood, stone and memorial stones. Our kits are designed to work with both inkjet and laser printers. Print vector artwork from your graphic program (Adobe Illustrator or CorelDRAW) and start producing your own sandcarving masks with our kits.

## Mask Making Kit

This kit is equipped with SR3000™ Self-Stick film in 3Mil – 5Mil to obtain a surface to deep etch. Included is Inkjet film or Laser film to work directly with your printers.



- Letralite™ exposure unit (10" x 14" image area)
- 110/220 Dual voltage
- Hand sprayer with faucet adapter
- Washout board
- 5 Sheets 8.5" X 14" 3 mil SR3000™
- 5 Sheets 8.5" X 14" 4 mil SR3000™
- 5 Sheets 8.5" X 14" 5 mil SR3000™
- 15 Cover paper sheets
- Wire wheel brush
- Blasting tape
- Plastic Squeegee
- 25 Inkjet or Laser Film sheets
- Image Test Print
- Product instruction booklet

\$100 in Savings

# \$595.00

*Letralite™ Unit can also be purchased separately for \$380.00*



## Photoresist Washout Bundle

Washout bundle will work with your existing exposure unit.



- Hand sprayer with faucet adapter
- Washout board
- 5 Sheets 8.5" X 14" 3 mil SR3000™
- Product instruction booklet

# \$99.00

# EQUIPMENT

Compact  
& Powerful



## 1924 Full Production Package



Mask  
Making  
Kit



Supply  
Bundle



1020  
Washout  
System



1924  
Sandcarving  
System

Lease for 36 months  
@ \$201.00

**\$6,077.00**

# BUNDLES

## Built for Production



### 2034 Full Production Package



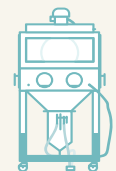
Luminex  
Exposure  
System



Supply  
Bundle



1232  
Washout  
System



2034  
Sandcarving  
System

# \$14,990.00

Lease for 36 months  
@ \$390.00

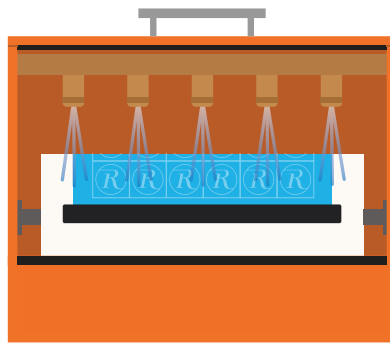


# WASHOUT

## Three Simple Steps



Load Expose Sheet



Wash / Cycle



Completed Photomask

## Hands-Free

## Process Efficient

Our powerful automatic washout systems will change the way you develop photoresist film. Get perfect results on half-tone images, detailed artwork and monument photoresist film in record time.



## 1020 *Small Production*

### System Specs

- Overall: 19"d x 25.5"w x 48"h
- Maximum washout area:  
10" x 20"
- Est. shipping weight: 300 lbs
- GPC\* - 1.5gal

### System Features

- Self-propelled by water
- Produces one sheet up to  
10"x20"
- 4 High pressure spray nozzles
- Auxiliary hand sprayer
- Locking wheels
- Easy glide, roll-top lid

### System Requirements

Hot water inlet - 1 1/2" PVC  
drain - Minimum of 40 psi  
Electrical - Not required

Lease for 36 months @ \$100

**\$3,475.00**

Ask about Rayzist User pricing

Up to 1 Full sheet 60 Seconds

# SYSTEMS

## Productive

## Rapid Washout



Lease for 36 months @ \$268

**\$8,220.00**

Ask about Rayzist User pricing

### 1232 Mid Production

#### System Specs

- Overall: 24" d x 32" w x 55" h
- Maximum washout area:  
12" x 32"
- Est. shipping weight: 450 lbs
- GPC\* - 2.9gal

#### System Requirements

- Hot water inlet - 1 1/2" PVC drain
- Electrical - 15 amp, 110 volt 60 hz

#### System Features

- Sealed stainless steel hot water vessel
- Energy efficient motor
- UL approved electrical
- Produces two sheets up to 12"x14" or one sheet at 12"x32"
- 5 High pressure spray nozzles
- Auxiliary hand sprayer
- Locking wheels
- Easy glide, roll-top lid

Up to 2 Full sheets 45-50 Seconds



Lease for 36 months @ \$423

**\$13,145.00**

Ask about Rayzist User pricing

### 1650 Large Production

#### System Specs

- Overall: 33" d x 42" w x 63" h
- Maximum washout area:  
16" x 50"
- Est. Shipping weight: 600 lbs
- GPC\* - 8.5gal

#### System Requirements

- Hot water inlet - 1 1/2" PVC drain
- Electrical - 20 amp, 208-240 vac, 50/60 hz, single phase

#### System Features

- Sealed stainless steel hot water vessel
- High efficiency pump
- UL approved electrical
- Produces five sheets up to 12"x 50"
- High speed film washout
- Touchscreen controls
- Preset multiple wash cycles
- Automatic start up / power off
- 10 High pressure spray nozzles

Up to 5 Full sheets 40-45 Seconds

# MONUMENT

BUILDERS





## Rayzist Photomask is ready

to provide the support and service to help you achieve quality memorials for your customers. Provide the highest quality memorials with inspirational designs that have no limits for your families. Rayzist Photomask is equipped to provide Monument businesses with Custom Mask Services, Sandblasting Equipment, and Photoresist films for deep sandblasting and photo engraving.



STANDARD ENGRAVING




PHOTO ENGRAVING





PHOTO ENGRAVING

## Mask Making Kit for Monument Builders

Monument builders can start offering detailed designs with this Mask Making Kit. The kit provides a range of photoresist film. SR3000™ Self-Stick to produce detailed designs, such as half-tone images. SR2000™ to produce depth in natural stone, with no weeding. This kit works with your inkjet printer.



**\$649.00**

Unit can also be purchased separately

- Letralite™ exposure unit  
(10" x 14" image area)
- 110/220 Dual voltage
- Hand sprayer with faucet adapter
- Washout board
- 5 Sheets 8.5" X 14" 3 mil SR3000™
- 5 Sheets 8.5" X 14" 5 mil SR3000™
- 5 sheets 8.5" X 14" 6 mil SR2000™
- 5 sheets 8.5" X 14" 9 mil SR2000™
- 15 Cover paper sheets
- Wire wheel brush
- Blasting tape
- Plastic Squeegee
- 25 Inkjet film sheets
- Imaged Inkjet film
- Finished mask samples
- Sample artwork
- Product instruction booklet
- Rz2 Brush on Adhesive

# MONUMENT

## THE SANDMASTER JR.

SANDMASTER JUNIOR is a sandblasting machine with a closed abrasive circuit designed for processing headstones. The machine is equipped with a cyclone system of separation and filtration. Closed circuit prevents harmful dust from going outside the sandblasting area. This machine can be used without a cabinet enclosure. Given this simple structure and low air requirement, this sandblasting machine is surprisingly inexpensive to use.


The Leveling Arm secures the blasting head over the headstone which allows the operator to glide the blasting head over the stone with no effort.



*SandMaster Jr. ONLY*

**\$6,250**

INCLUDES TRAINING  
Lease for 36 months @ \$220  
Price subject to change



Optional Leveling Arm

**\$4,450**

## FEATURES

- Electro-pneumatic sandblasting control system
- Low air requirement
- Pneumatic filter clean out system
- Cyclone system of separation and filtration
- Automatic abrasive reclaim system
- Compact
- Economical
- Environmentally friendly
- Energy efficient
- Multiple blasting fields

# BUILDERS

## AUTOBLASTER CNC

AUTOBLASTER CNC is an automatic sandblast system specifically design to blast headstones or bricks. This electronically controlled sandblasting machine is operated by a software program with easy to use touchscreen control panel. Autoblaster CNC automatically controls the filter cleaning system and the abrasive level which reduces the operator's activity only to adding the abrasive and removing dust. The Auto-blaster CNC is fast and precise with consistent results.

### FEATURES

- Automatic control of entire sandblasting process
- Auto start and stop
- Fully automatic abrasive refill
- Compact
- Energy efficient
- Multiple blasting fields
- Software Included
- Autoblaster adjusts to multiple size tables

### System Specs (max size before readjustments)

Image Area: 43.31" x 62.99"

Overall dimensions: 78.74" x 62.99" x 78.74"

Weight: 1,800 lbs

### System Capability

Blasting pressure: Monument Standards

Abrasive: 36 - 100 Grit

### System Requirements

Air Compressor

Electrical 110V / 60HZ



*Dust Collector with recycling sand filtration*

# \$37,500

INCLUDES TRAINING

Lease for 36 months @ \$1200

Price subject to change



# MONPP5 Monument Portable Pressure Pot

The 50 lb. Monument Style pressure pot is designed for onsite sandblasting such as Donor Recognition, Monuments and Monumental Final Dates. The large rubber wheels are for soft surfaces such as snow and mud. The pressure pot is equipped with air fittings for high pressure blasting up to 125PSI with coarse abrasive.



**\$1,580**

Includes *FREE* Shipping  
Continental US

- Portable
- 50 lb. Pressure pot
- 45 Degree tapered pot
- Epoxy powder coated
- Large rubber wheels
- Heavy duty blast hose
- Chicago Air fittings
- Carbide nozzle
- Blasting pressure 5psi to 100psi
- Abrasive 220 grit to 80 grit
- Foot switch valve
- Sifting ring
- Foot pedal

## Includes

2-50lbs of aluminum oxide

## System Requirements

Air compressor:

Air consumption at 30 psi = 5.5 cfm (Recommended Grainger model # 48UY04)

---

# PP100x Portable Pressure Pot

The 100 lb Portable Pressure Pot is designed for onsite projects such Donor Recognition, etching on Large Structures or oversized projects. This pressure pot can also be used with an existing blasting cabinet. It is equipped with a pressure regulator for blasting pressure control.



**\$1,580**

Includes *FREE* Shipping  
Continental US

- Portable
- 100 lb. Pressure pot
- 45 Degree tapered pot
- Epoxy powder coated
- Large rubber wheels
- Heavy duty blast hose
- Air fittings
- Carbide nozzle
- Blasting pressure 5psi to 100psi
- Abrasive 220 grit to 80 grit
- Foot switch valve
- Sifting ring
- Foot pedal
- Pressure regulator
- Water Separator

## Includes

2-50lbs of aluminum oxide

## System Requirements

Air compressor:

Air consumption at 30 psi = 5.5 cfm (Recommended Grainger model # 48UY04)

# EDUCATION

LEARN SANDCARVING





# Basic Sandcarving Workshop

... *Education is priceless*

The Rayzist sandcarving 2-day workshop is a hands-on class taught by top industry leaders, designed to coach you in basic to intermediate sandcarving techniques. You will receive personalized instruction on a range of topics, from producing your own photomask to creating multi-stage carvings.




## WHAT YOU'LL LEARN:

- Graphic Basics
- Making Photomasks
- Sandcarving Techniques
- Photo Basics
- Multi-stage Carving
- Color Fill
- UV Gluing
- Blasting stone



See [www.Rayzist.com](http://www.Rayzist.com) for Schedule

**SIGN UP TODAY!! VISIT  
OUR WEBSITE AND GET  
YOUR NAME ON THE LIST.  
WE WOULD LOVE TO SEE  
YOU IN CLASS.**





# Images in Glass for Fusing Workshop

*...An introduction to fused glass*

A great way to introduce images to fused glass. The Rayzist Photomask system combined with enamels allows amazing detail in line and one color photographs to fused glass. Create multi layer effects for unlimited effects!

## What you'll learn

– Photoshop Basics    – Laying Out Multi-Layered Designs    – Ink and Enamel Application    – Firing Schedules



---


## *FUSING* Class Schedule:

### DAY ONE:

Learn how to convert images into line screens, make photomasks with the Rayzist Letralite UV Exposure Light. With a choice of premade masks, you will learn application to glass, sandblasting images, inking and preparing to fuse.

### DAY TWO:

Build your three to four layered collage pieces, damming and putting in the big kiln to fire. You will also receive hands-on demonstrations of diamond saw cutting and wet grinding “cold-working” techniques to make beautiful finished edges.



**MADE IN USA**

